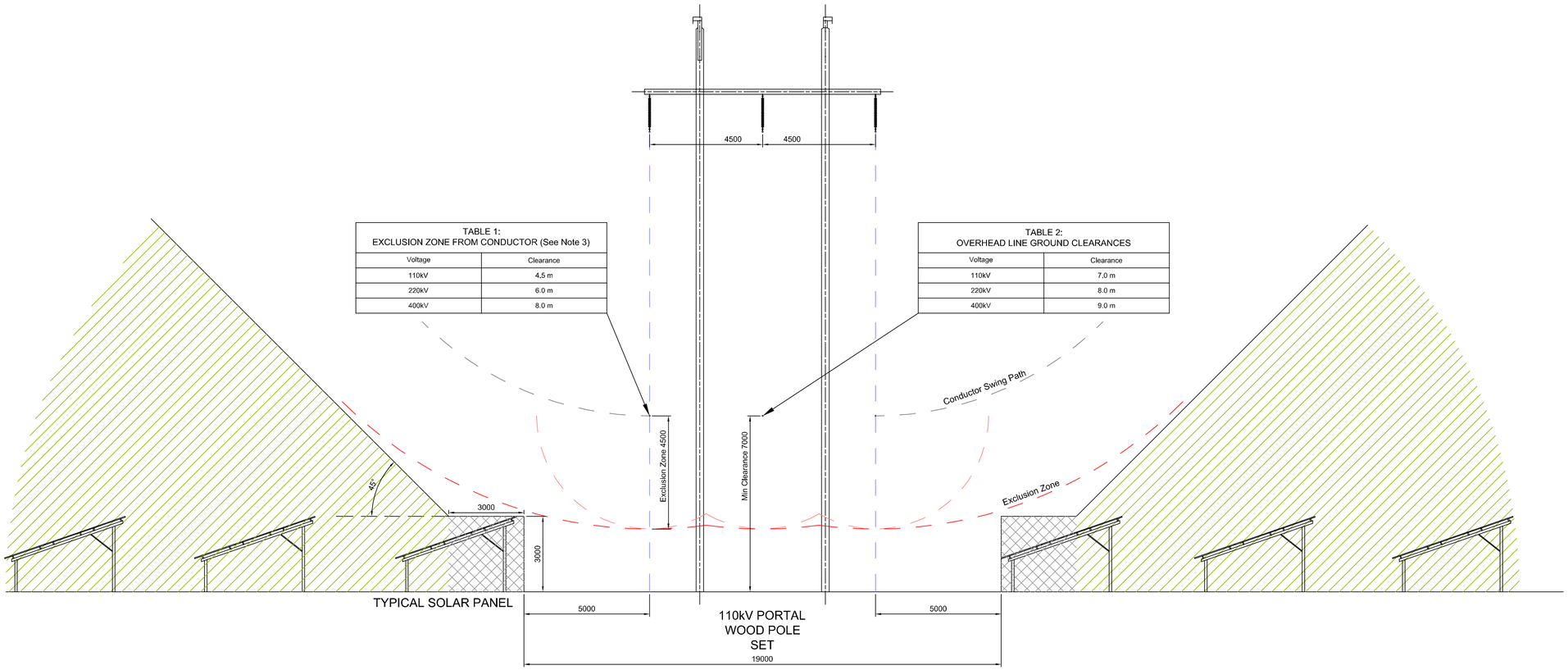

Section A-A

REPRESENTS THE MIDSPAN OF THE LINE TO BE READ IN CONJUNCTION WITH PLAN DRAWING
MMD-373966-E-SK-00-XX-0011

1:100 0 2m 5m 10m

Notes

1. All dimensions in millimetres.
2. Overhead line clearances derived from EirGrid functional specification for overhead lines LDS-EFS-00-001-R0.
3. Exclusion zone clearances derived from ESBN Code of Practice for Avoiding Danger from Overhead Electricity Lines (Document No: DOC-230910-BBA).
4. Conductor swing path based on midspan wind blow at minimum ground clearance.
5. This drawing does not specify clearances at structures. Refer to drawing MMD-373966-E-SK-00-XX-0011 for clearance at structures.
6. There is a statutory obligation for the developer to notify ESB prior to the erection of any structure within a 46 metre corridor of an overhead line. This notification shall be made in writing at least two months prior to commencement of construction works.

Key to symbols

Clear area for placement of Solar panels

3 metre height restriction on Solar panels

Reference drawings

Guideline 110kV setback distances plan view: MMD-373966-E-SK-00-XX-0011

Rev	Date	Drawn	Description	Ch'k'd	App'd
P2	21/12/2018	JD	Notes Updated	CF	BM
P1	17/11/2017	SHY	Issued for Comment	DMC	DMC

MOTT MACDONALD
South Block
Rockfield
Dundrum
Dublin, 16
Ireland
T +353 (0) 1 2916700
F +353 (0) 1 2916747
W mottmac.com

Client

EIRGRID

Title

Transmission Line and Solar Farm
Guideline Clearances
Guideline 110kV Setback Distances
Section Drawing - Elevation

Designed	E. Halpenny	Eng check	D. McCormack
Drawn	S.Healy	Coordination	G. McCarthy
Dwg check	D. McCormack	Approved	D. McCormack

Scale at A1	Status	Rev	Security
1:100	PRE	P2	STD

Drawing Number
MMD-373966-E-SK-00-XX-0021

© Mott MacDonald
This document is issued for the party which commissioned it and for specific purposes connected with the captioned project only. It should not be relied upon by any other party or used for any other purpose.
We accept no responsibility for the consequences of this document being relied upon by any other party, or being used for any other purpose, or containing any error or omission which is due to an error or omission in data supplied to us by other parties.

C:\Users\dooley_j\Documents\Working Folder\Solar Farm Clearance Policy (W45.11.18)\MMD-373966-E-SK-00-XX-0021 Rev 02.dwg Jan 8, 2019 - 10:00AM dooley_j

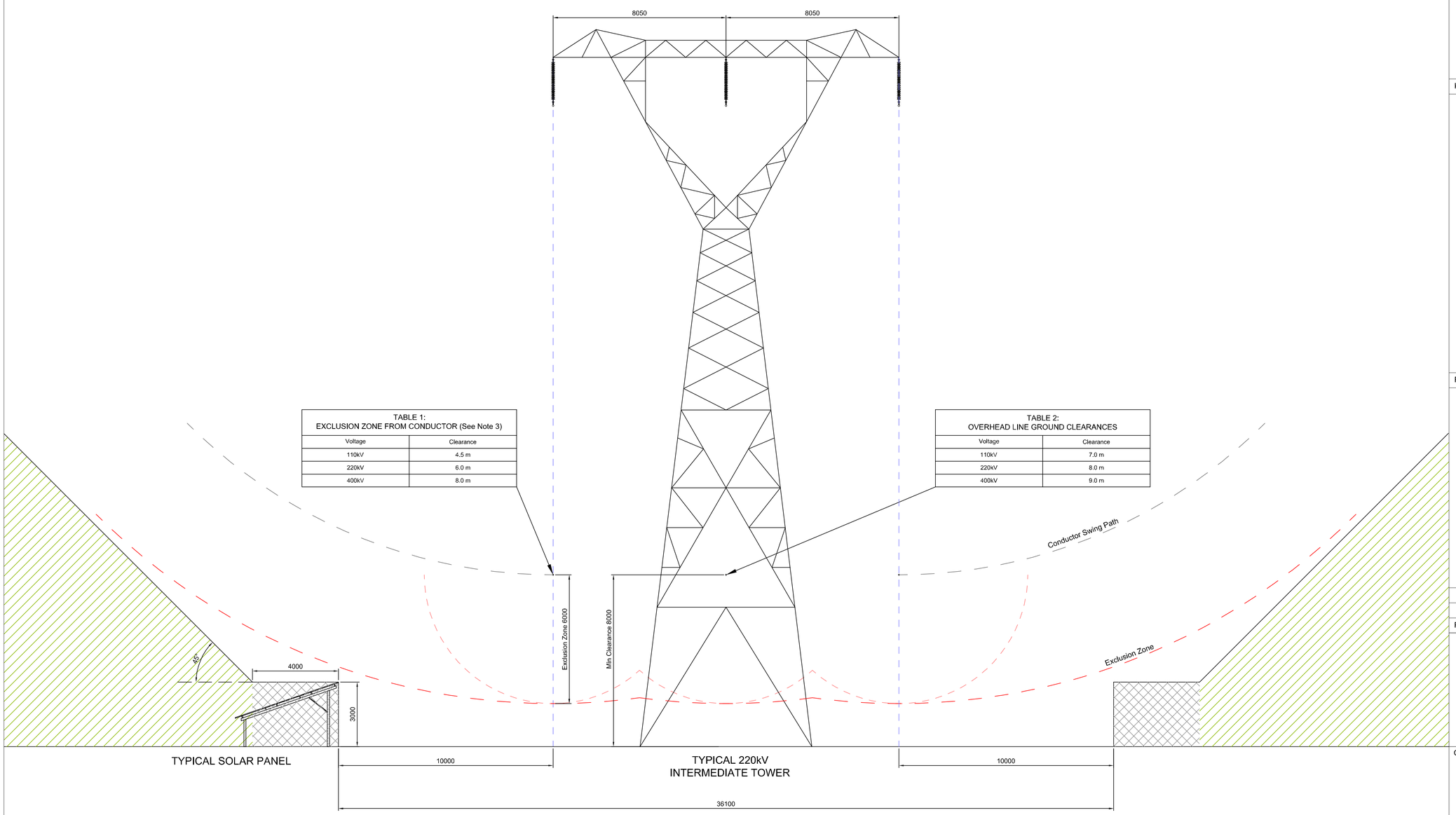

TABLE 1:
EXCLUSION ZONE FROM CONDUCTOR (See Note 3)

Voltage	Clearance
110kV	4.5 m
220kV	6.0 m
400kV	8.0 m

TABLE 2:
OVERHEAD LINE GROUND CLEARANCES

Voltage	Clearance
110kV	7.0 m
220kV	8.0 m
400kV	9.0 m

Section B-B

REPRESENTS THE MIDSPAN OF THE LINE TO BE READ IN CONJUNCTION WITH PLAN DRAWING
MMD-373966-E-SK-00-XX-0012

1:100 0 2m 5m 10m

Notes

1. All dimensions in millimetres.
2. Overhead line clearances derived from EirGrid functional specification for overhead lines LDS-EFS-00-001-R0.
3. Exclusion zone clearances derived from ESBN Code of Practice for Avoiding Danger from Overhead Electricity Lines (Document No: DOC-230910-BBA).
4. Conductor swing path based on midspan wind blow at minimum ground clearance.
5. This drawing does not specify clearances at structures. Refer to drawing MMD-373966-E-SK-00-XX-0012 for clearance at structures.
6. There is a statutory obligation for the developer to notify ESB prior to the erection of any structure within a 46 metre corridor of an overhead line. This notification shall be made in writing at least two months prior to commencement of construction works.

Key to symbols

Clear area for placement of Solar panels

3 metre height restriction on Solar panels

Reference drawings

Guideline 220kV setback distances plan view: MMD-373966-E-SK-00-XX-0012

Rev	Date	Drawn	Description	Ch'k'd	App'd
P2	21/12/2018	JD	Notes Updated	CF	BM
P1	17/11/2017	SHY	Issued for Comment	DMC	DMC

MOTT MACDONALD
South Block
Rockfield
Dundrum
Dublin, 16
Ireland
T +353 (0) 1 2916700
F +353 (0) 1 2916747
W mottmac.com

Client

EIRGRID

Title

Transmission Line and Solar Farm
Guideline Clearances
Guideline 220kV Setback Distances
Section Drawing - Elevation

Designed	E. Halpenny		Eng check	D. McCormack	
Drawn	S.Healy		Coordination	G. McCarthy	
Dwg check	D. McCormack		Approved	D. McCormack	

Scale at A1	Status	Rev	Security
1:100	PRE	P2	STD

Drawing Number
MMD-373966-E-SK-00-XX-0022

© Mott MacDonald
This document is issued for the party which commissioned it and for specific purposes connected with the captioned project only. It should not be relied upon by any other party or used for any other purpose.
We accept no responsibility for the consequences of this document being relied upon by any other party, or being used for any other purpose, or containing any error or omission which is due to an error or omission in data supplied to us by other parties.

C:\Users\dooley_j\Documents\Working Folder\Solar Farm Clearance Policy (W45.11.18)\MMD-373966-E-SK-00-XX-0022 Rev 02.dwg Jan 8, 2019 - 9:59AM dooley_j

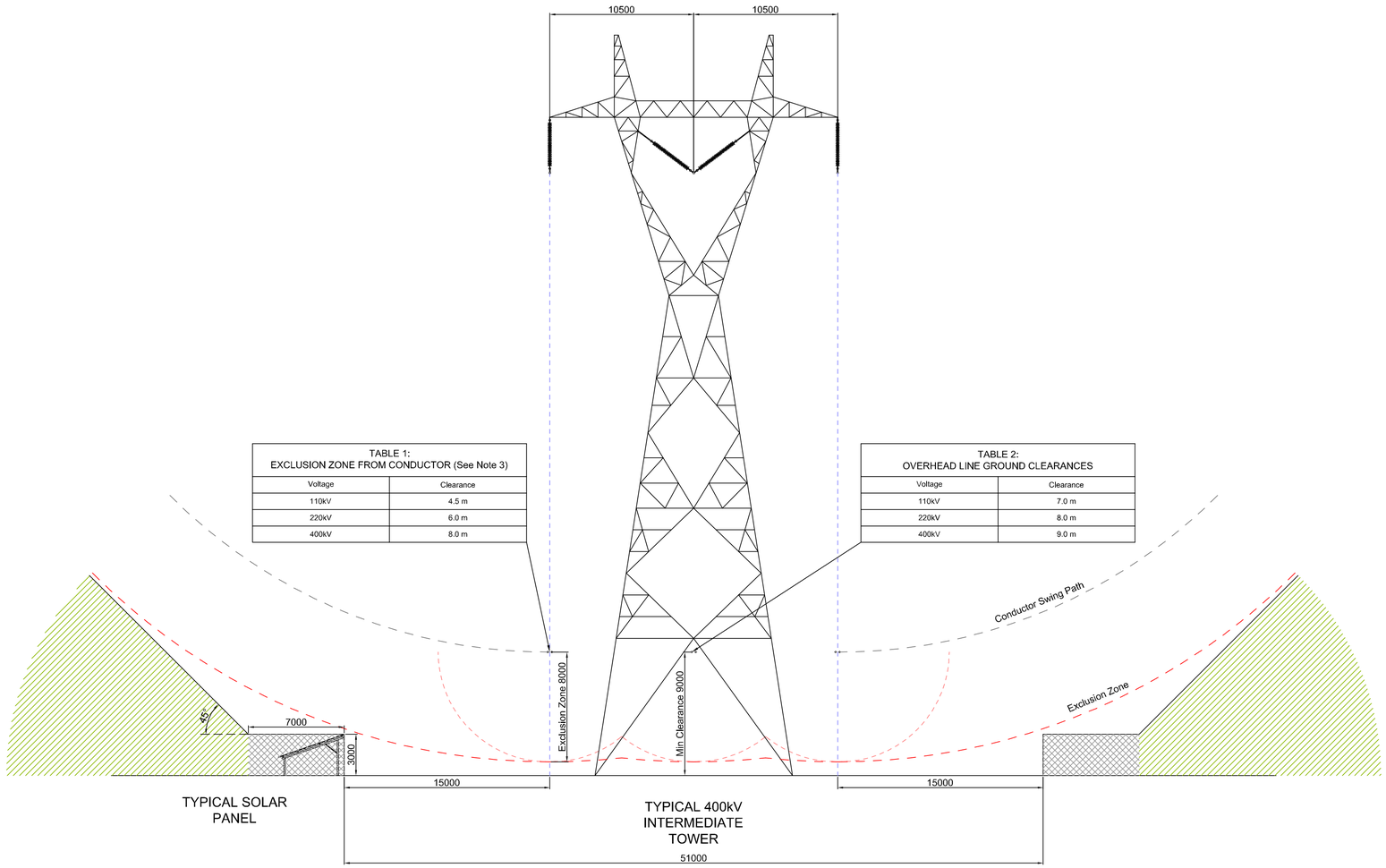

TABLE 1:
EXCLUSION ZONE FROM CONDUCTOR (See Note 3)

Voltage	Clearance
110kV	4.5 m
220kV	6.0 m
400kV	8.0 m

TABLE 2:
OVERHEAD LINE GROUND CLEARANCES

Voltage	Clearance
110kV	7.0 m
220kV	8.0 m
400kV	9.0 m

Section C-C

REPRESENTS THE MIDSPAN OF THE LINE TO BE READ IN CONJUNCTION WITH PLAN DRAWING
MMD-373966-E-SK-00-XX-0011

1:200 0 10m 20m

Notes

1. All dimensions in millimetres.
2. Overhead line clearances derived from EirGrid functional specification for overhead lines LDS-EFS-00-001-R0.
3. Exclusion zone clearances derived from ESBN Code of Practice for Avoiding Danger from Overhead Electricity Lines (Document No: DOC-230910-BBA).
4. Conductor swing path based on midspan wind blow at minimum ground clearance.
5. This drawing does not specify clearances at structures. Refer to drawing MMD-373966-E-SK-00-XX-0013 for clearance at structures.
6. There is a statutory obligation for the developer to notify ESB prior to the erection of any structure within a 46 metre corridor of an overhead line. This notification shall be made in writing at least two months prior to commencement of construction works.

Key to symbols

Clear area for placement of Solar panels

3 metre height restriction on Solar panels

Reference drawings

Guideline 400kV setback distances plan view: MMD-373966-E-SK-00-XX-0013

Rev	Date	Drawn	Description	Ch'k'd	App'd
P2	21/12/2018	JD	Notes Updated	CF	BM
P1	17/11/2017	SHY	Issued for Comment	DMC	DMC

MOTT MACDONALD
South Block
Rockfield
Dundrum
Dublin, 16
Ireland
T +353 (0) 1 2916700
F +353 (0) 1 2916747
W mottmac.com

Client

EIRGRID

Title

Transmission Line and Solar Farm
Guideline Clearances
Guideline 400kV Setback Distances
Section Drawing - Elevation

Designed	E. Halpenny		Eng check	D. McCormack	
Drawn	S.Healy		Coordination	G. McCarthy	
Dwg check	D. McCormack		Approved	D. McCormack	

Scale at A1	Status	Rev	Security
1:200	PRE	P2	STD

Drawing Number
MMD-373966-E-SK-00-XX-0023

© Mott MacDonald
This document is issued for the party which commissioned it and for specific purposes connected with the captioned project only. It should not be relied upon by any other party or used for any other purpose.
We accept no responsibility for the consequences of this document being relied upon by any other party, or being used for any other purpose, or containing any error or omission which is due to an error or omission in data supplied to us by other parties.

C:\Users\dooley_j\Documents\Working Folder\Solar Farm Clearance Policy (W45.11.18)\MMD-373966-E-SK-00-XX-0023 Rev 02.dwg Jan 8, 2019 - 9:56AM dooley_j

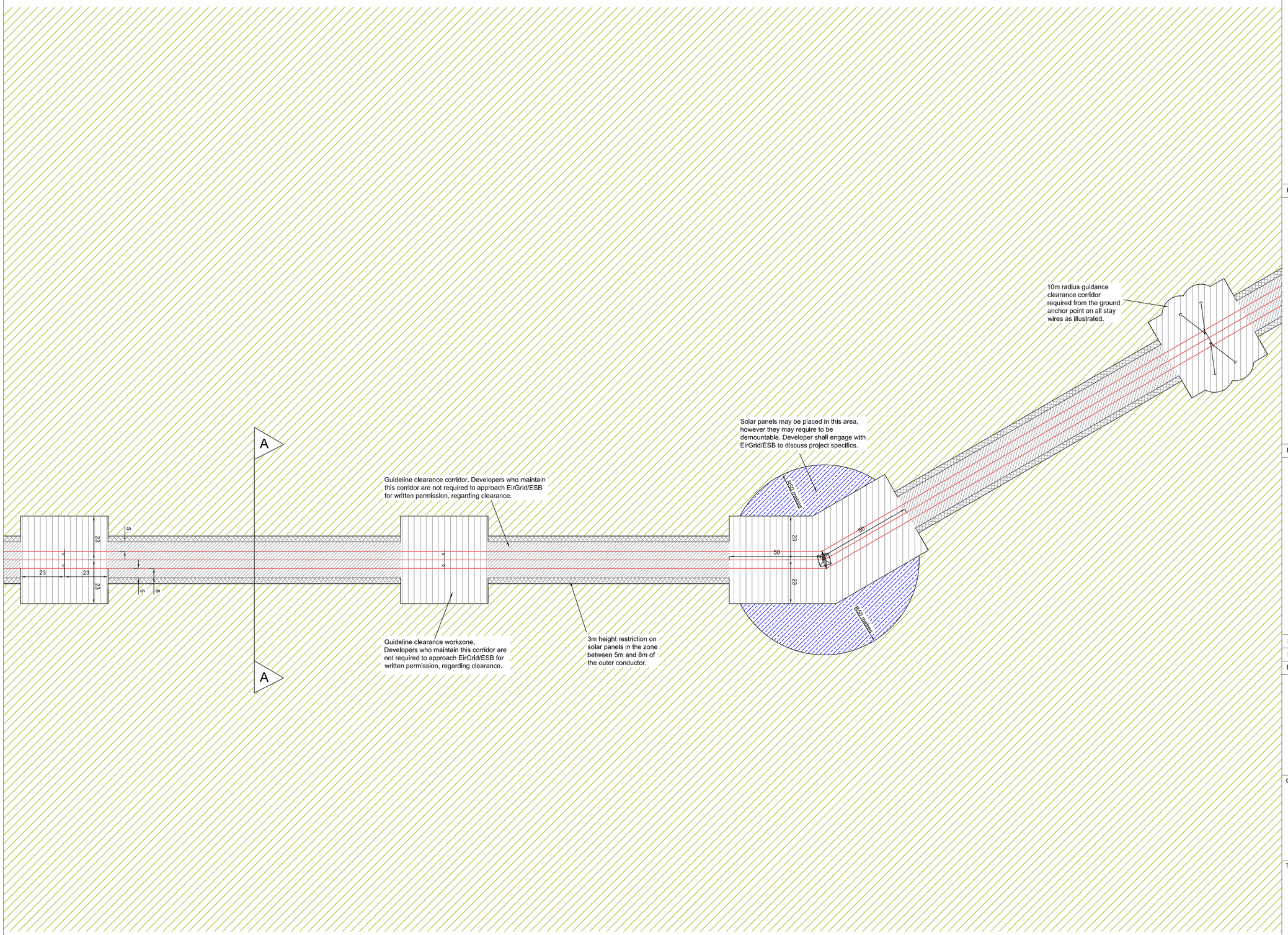

Notes

1. All dimensions are in metres.
2. Arrangement based on typical 110kV conductor spacings and spans.
3. There is a statutory obligation for the developer to notify ESB prior to the erection of any structure within a 46 metre corridor of an overhead line. This notification shall be made in writing at least two months prior to commencement of construction works.
4. Guideline corridors for each applicable voltage level are stated and if a developer wishes to encroach into these stated corridors, they are requested to obtain written permission from ESB prior to obtaining planning consent for any development. In such an event, permission is granted on a case by case basis, and by an examination and assessment of all mitigation measures to be implemented on behalf of the developer and ESB.
5. A 4.5m wide maintenance access corridor must be left clear at all times to allow ESB access to the guideline clearance zones.

Key to symbols

- Transmission line
- Transmission tower
- Wood pole set
- Stay Wire
- Guideline Clearance Corridor
- 3 metre height restriction on panels
- Panels to be demountable
- No restrictions on solar panels
- Guideline Clearance Workzone

Reference drawings

Refer to drawing MMD-373966-E-SK-00-XX-0021 for section AA.

Rev	Date	Drawn	Description	Ch'k'd	App'd
P02	21/12/2018	JD	Notes Updated	CF	BM
P01	17/11/2017	SHY	Issued for Comment	DMC	DMC

MOTT MACDONALD

South Block
Rockfield
Dundrum
Dublin, 16
Ireland
T +353 (0) 1 2916700
F +353 (0) 1 2916747
W mottmac.com

Client

EIRGRID

Title

Transmission Line and Solar Farm Guideline Clearances Guideline 110kV Setback Distances Layout Drawing - Plan

Designed	E. Halpenny		Eng check	D. McCormack	
Drawn	S.Healy		Coordination	G. McCarthy	
Dwg check	D. McCormack		Approved	D. McCormack	

Scale at A1	Status	Rev	Security
1:1000	PRE	P02	STD

Drawing Number

MMD-373966-E-SK-00-XX-0011

1:1000 0 20m 50m 100m

© Mott MacDonald
This document is issued for the party which commissioned it and for specific purposes connected with the captioned project only. It should not be relied upon by any other party or used for any other purpose.
We accept no responsibility for the consequences of this document being relied upon by any other party, or being used for any other purpose, or containing any error or omission which is due to an error or omission in data supplied to us by other parties.

C:\Users\dooley_j\Documents\Working Folder\Solar Farm Clearance Policy (W45.11.18)\MMD-373966-E-SK-00-XX-0011 Rev 02.dwg Jan 8, 2019 - 9:57AM dooley_j

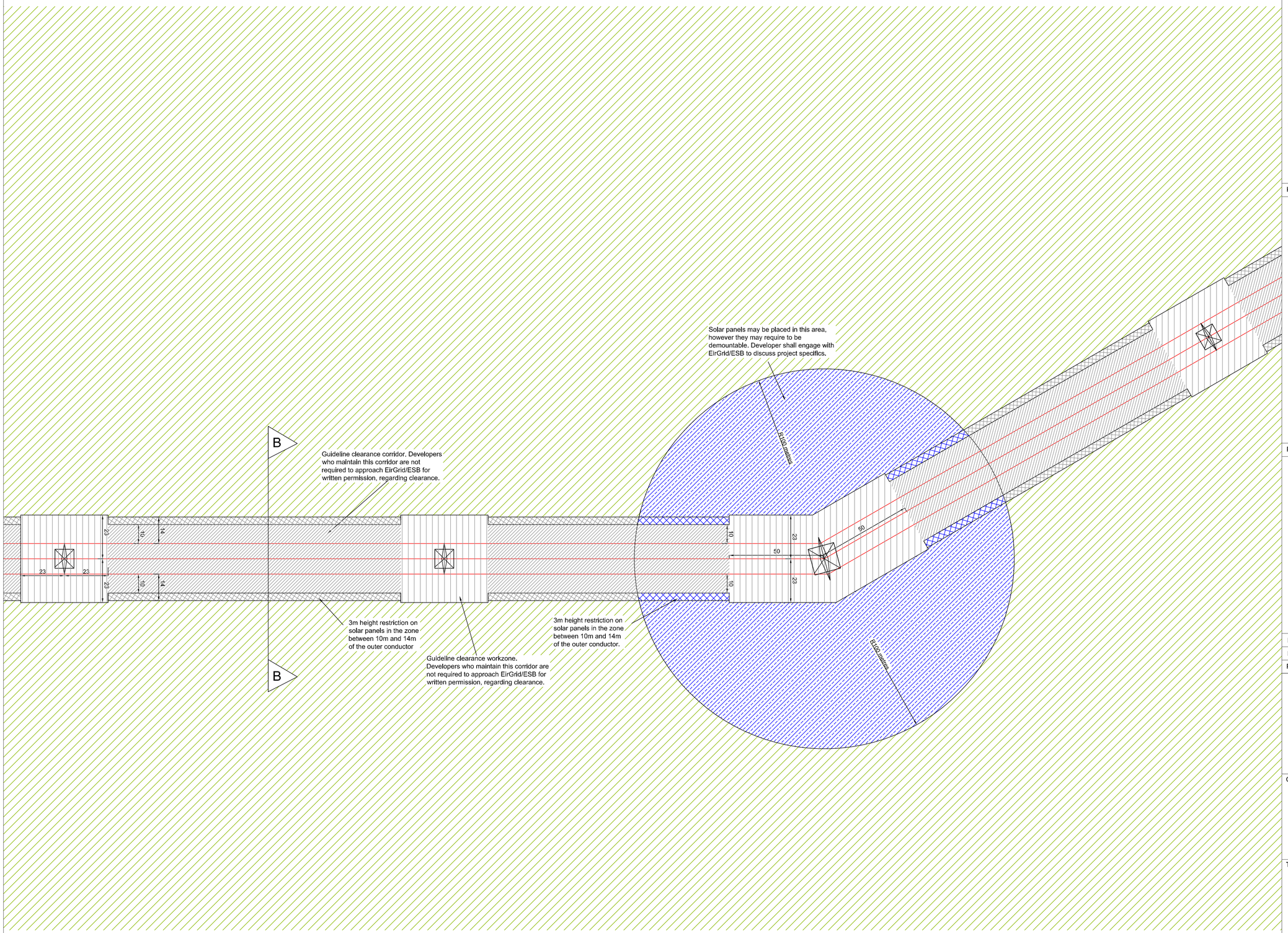

Notes

1. All dimensions are in metres.
2. Arrangement based on typical 220kV conductor spacings and spans.
3. There is a statutory obligation for the developer to notify ESB prior to the erection of any structure within a 46 metre corridor of an overhead line. This notification shall be made in writing at least two months prior to commencement of construction works.
4. Guideline corridors for each applicable voltage level are stated and if a developer wishes to encroach into these stated corridors, they are requested to obtain written permission from ESB prior to obtaining planning consent for any development. In such an event, permission is granted on a case by case basis, and by an examination and assessment of all mitigation measures to be implemented on behalf of the developer and ESB.
5. A 4.5m wide maintenance access corridor must be left clear at all times to allow ESB access to the guideline clearance zones.

Key to symbols

- Transmission line
- Transmission tower
- Guideline Clearace Corridor
- 3 metre height restriction on panels
- Panels to be demountable
- 3 metre height restriction and panels to be demountable
- No restrictions on solar panels
- Guideline Clearance Workzone

Reference drawings

Refer to drawing MMD-373966-E-SK-00-XX-0022 for section BB.

Rev	Date	Drawn	Description	Ch'k'd	App'd
P02	21/12/2018	JD	Notes Updated	CF	BM
P01	17/11/2017	SHY	Issued for Comment	DMC	DMC

MOTT MACDONALD

South Block
Rockfield
Dundrum
Dublin, 16
Ireland
T +353 (0) 1 2916700
F +353 (0) 1 2916747
W mottmac.com

Client

EIRGRID

Title

Transmission Line and Solar Farm Guideline Clearances Guideline 220kV Setback Distances Layout Drawing - Plan

Designed	E. Halpenny		Eng check	D. McCormack	
Drawn	S.Healy		Coordination	G. McCarthy	
Dwg check	D. McCormack		Approved	D. McCormack	

Scale at A1	Status	Rev	Security
1:1000	PRE	P02	STD

Drawing Number

MMD-373966-E-SK-00-XX-0012

1:1000 0 20m 50m 100m

© Mott MacDonald
This document is issued for the party which commissioned it and for specific purposes connected with the captioned project only. It should not be relied upon by any other party or used for any other purpose.
We accept no responsibility for the consequences of this document being relied upon by any other party, or being used for any other purpose, or containing any error or omission which is due to an error or omission in data supplied to us by other parties.

C:\Users\dooley_j\Documents\Working Folder\Solar Farm Clearance Policy (W45.11.18)\MMD-373966-E-SK-00-XX-0012 Rev 02.dwg Jan 8, 2019 - 9:58AM dooley_j

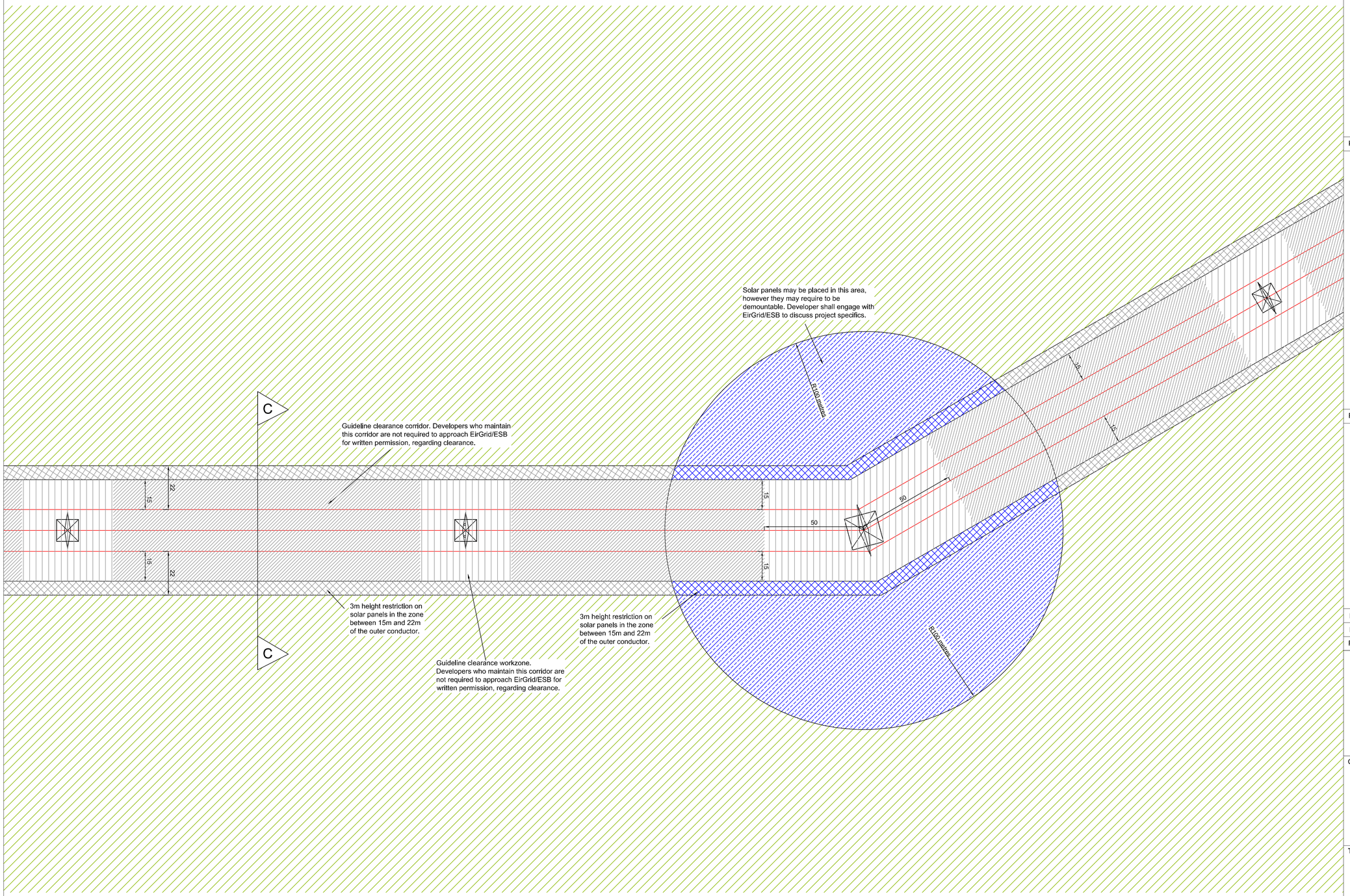

Notes

1. All dimensions are in metres.
2. Arrangement based on typical 400kV conductor spacings and spans.
3. There is a statutory obligation for the developer to notify ESB prior to the erection of any structure within a 46 metre corridor of an overhead line. This notification shall be made in writing at least two months prior to commencement of construction works.
4. Guideline corridors for each applicable voltage level are stated and if a developer wishes to encroach into these stated corridors, they are requested to obtain written permission from ESB prior to obtaining planning consent for any development. In such an event, permission is granted on a case by case basis, and by an examination and assessment of all mitigation measures to be implemented on behalf of the developer and ESB.
5. A 4.5m wide maintenance access corridor must be left clear at all times to allow ESB access to the guideline clearance zones.

Key to symbols

- Transmission line
- Transmission tower
- Guideline Clearance Corridor
- 3 metre height restriction on panels
- Panels to be demountable
- 3 metre height restriction and panels to be demountable
- No restrictions on solar panels
- Guideline Clearance Workzone

Reference drawings

Refer to drawing MMD-373966-E-SK-00-XX-0023 for section CC.

Rev	Date	Drawn	Description	Ch'k'd	App'd
P02	21/12/2018	JD	Notes Updated	CF	BM
P01	17/11/2017	SHY	Issued for Comment	DMC	DMC

MOTT MACDONALD

South Block
Rockfield
Dundrum
Dublin, 16
Ireland
T +353 (0) 1 2916700
F +353 (0) 1 2916747
W mottmac.com

Client

EIRGRID

Title

Transmission Line and Solar Farm Guideline Clearances
Guideline 400kV Setback Distances
Layout Drawing - Plan

Designed	E. Halpenny	Eng check	D. McCormack
Drawn	S.Healy	Coordination	G. McCarthy
Dwg check	D. McCormack	Approved	D. McCormack

Scale at A1	Status	Rev	Security
1:1000	PRE	P02	STD

Drawing Number

MMD-373966-E-SK-00-XX-0013

1:1000 0 20m 50m 100m

© Mott MacDonald
This document is issued for the party which commissioned it and for specific purposes connected with the captioned project only. It should not be relied upon by any other party or used for any other purpose.
We accept no responsibility for the consequences of this document being relied upon by any other party, or being used for any other purpose, or containing any error or omission which is due to an error or omission in data supplied to us by other parties.

C:\Users\dooley_j\Documents\Working Folder\Solar Farm Clearance Policy (W45.11.18)\MMD-373966-E-SK-00-XX-0013 Rev 02.dwg Jan 8, 2019 - 9:59AM dooley_j