











ID	% Complete	Node	Projects	Task Name	Duration	Start	Finish	Predecessors	July			August			September	
									B	M	E	B	M	E	B	M
1	64%			<b>Gate 3 Programme</b>	<b>727 days</b>	<b>Tue 15/07/08</b>	<b>Wed 29/06/11</b>									
2	94%			<b>CER</b>	<b>334 days</b>	<b>Thu 13/11/08</b>	<b>Wed 31/03/10</b>									
3	100%			CER Proposed Direction	0 days	Thu 13/11/08	Thu 13/11/08									
4	100%			CER Final Direction	0 days	Tue 16/12/08	Tue 16/12/08									
5	100%			CER confirm what conventional units and non GPA to add to ITC model and how to include them. Also v	0 days	Fri 16/01/09	Fri 16/01/09									
6	100%			Confirmation of final list of applications and MECs	11 days	Fri 19/12/08	Fri 16/01/09	4								
7	100%			Confirm transmission standard costs and lead times	64 days	Fri 30/01/09	Fri 01/05/09									
8	100%			Proposed Treatment of Conventional Applications	81 days	Wed 01/04/09	Fri 24/07/09	4								
9	100%			Final Direction on treatment of Conventional Applications	103 days	Mon 27/07/09	Fri 18/12/09	8								
10	100%			Treatment of Renewable, Small and Low Carbon Generators outside the GPA	132 days	Mon 19/01/09	Fri 24/07/09									
11	100%			Connection Policy	147 days	Mon 05/01/09	Fri 31/07/09									
12	91%			<b>All-Island dispatch and scheduling</b>	<b>307 days</b>	<b>Mon 05/01/09</b>	<b>Wed 31/03/10</b>									
13	100%			Initial Consultation Paper	130 days	Mon 05/01/09	Wed 08/07/09									
14	85%			Proposed Direction	177 days	Thu 09/07/09	Wed 31/03/10									
15	99%			<b>Joint Pricing Principles and Losses Paper</b>	<b>183 days</b>	<b>Mon 01/06/09</b>	<b>Fri 26/02/10</b>									
16	97%			Approval of Revisions to Joint Pricing Paper or Proposed Direction	183 days	Mon 01/06/09	Fri 26/02/10									
17	100%			Losses policy for distribution connected generators	163 days	Mon 01/06/09	Fri 29/01/10									
18	85%			<b>Contracts Process</b>	<b>141 days</b>	<b>Mon 31/08/09</b>	<b>Wed 31/03/10</b>									
19	100%			DSO Standard Connection Agreement	78 days	Mon 31/08/09	Thu 17/12/09									
20	81%			Process for implementation of the "fixed date with payments" approach	141 days	Mon 31/08/09	Wed 31/03/10									
21	81%			Levels of incentives, payments, margins, etc & other rules re "fixed date with payments" approach	141 days	Mon 31/08/09	Wed 31/03/10									
22	96%			Contestability for Distribution & Transmission Level Connections to the Electricity System	119 days	Mon 31/08/09	Fri 26/02/10									
23	68%			Locational Signals Options, (includes TUoS & TLAFs)	75 days	Fri 27/11/09	Fri 26/03/10									
24	100%			<b>Review Firm Access Results</b>	<b>89 days</b>	<b>Fri 11/09/09</b>	<b>Thu 28/01/10</b>									
25	100%			2010-2013	10 days	Fri 11/09/09	Thu 24/09/09									
26	100%			2014-2017	10 days	Fri 04/12/09	Thu 17/12/09									
27	100%			2018-2021	4 days	Fri 15/01/10	Wed 20/01/10									
28	100%			2022-2025	4 days	Mon 25/01/10	Thu 28/01/10									
29	89%			<b>DSO</b>	<b>595 days</b>	<b>Wed 21/01/09</b>	<b>Tue 21/06/11</b>									
30	96%			<b>Produce Shallow Connections</b>	<b>408 days</b>	<b>Wed 21/01/09</b>	<b>Fri 10/09/10</b>	4,80								
31	100%			Area K	135 days	Wed 21/01/09	Fri 31/07/09									
32	100%			Area D	178 days	Wed 21/01/09	Thu 01/10/09									
33	100%			Area H2	152 days	Tue 05/05/09	Fri 04/12/09									
34	100%			Area H1	187 days	Mon 02/03/09	Tue 24/11/09									
35	100%			Area B	195 days	Mon 09/02/09	Fri 13/11/09									
36	100%			Area E	283 days	Wed 21/01/09	Fri 12/03/10									
37	100%			Area J	156 days	Tue 01/09/09	Fri 23/04/10									
38	100%			Area F	204 days	Mon 08/06/09	Wed 07/04/10									
39	65%			Area A	235 days	Tue 04/08/09	Mon 19/07/10									
40	100%			Area G	153 days	Tue 05/01/10	Thu 12/08/10									
41	100%			Area C	127 days	Mon 01/02/10	Tue 03/08/10									
42	100%			Area I	135 days	Mon 01/03/10	Fri 10/09/10									
43	100%			Initial Connection Leadtimes for Constraints Analysis	0 days	Fri 31/07/09	Fri 31/07/09									
44	88%			<b>DSO Cluster Customer Connection Method Meetings</b>	<b>287 days</b>	<b>Fri 01/05/09</b>	<b>Wed 30/06/10</b>	80								
45	100%			Area K	12 days	Fri 01/05/09	Tue 19/05/09									
46	100%			Area D	13 days	Mon 06/07/09	Wed 22/07/09									
47	100%			Area H2	18 days	Mon 31/08/09	Wed 23/09/09									
48	100%			Area H1	34 days	Mon 20/07/09	Fri 04/09/09									
49	100%			Area B	29 days	Mon 13/07/09	Fri 21/08/09									

Project: Gate 3 Connection Offer Proce  
Date: Thu 27/05/10

Task  Progress  Summary  External Tasks  Split   
 Split  Milestone  Project Summary  External MileTask 

ID	% Complete	Node	Projects	Task Name	Duration	Start	Finish	Predecessors	July			August			September	
									B	M	E	B	M	E	B	M
50	100%			Area E	118 days	Mon 06/07/09	Fri 18/12/09									
51	100%			Area J	79 days	Mon 12/10/09	Fri 12/02/10									
52	100%			Area F	38 days	Mon 23/11/09	Wed 27/01/10									
53	75%			Area A	133 days	Fri 16/10/09	Mon 10/05/10									
54	25%			Area G	52 days	Mon 22/03/10	Thu 03/06/10									
55	100%			Area C	44 days	Mon 15/03/10	Tue 18/05/10									
56	100%			Area I	42 days	Fri 30/04/10	Wed 30/06/10									
57	64%			<b>Application Fees</b>	<b>288 days</b>	<b>Tue 27/10/09</b>	<b>Fri 07/01/11</b>									
58	100%			Invoice fees for offers due to issue in 2009	4 days	Tue 27/10/09	Fri 30/10/09									
59	100%			Invoice fees for offers due to issue in 2010	5 days	Mon 04/01/10	Fri 08/01/10									
60	0%			Invoice fees for offers due to issue in 2011	5 days	Mon 03/01/11	Fri 07/01/11									
61	11%			<b>Issue Offers</b>	<b>367 days</b>	<b>Mon 14/12/09</b>	<b>Tue 21/06/11</b>									
62	100%			Area K	10 days	Mon 14/12/09	Fri 08/01/10									
63	100%			Area D	10 days	Mon 22/03/10	Fri 02/04/10									
64	0%			Area H2	11 days	Thu 15/07/10	Thu 29/07/10									
65	0%			Area H1	16 days	Fri 27/08/10	Fri 17/09/10									
66	0%			Area B	15 days	Wed 22/09/10	Wed 13/10/10									
67	0%			Area F	20 days	Wed 27/10/10	Tue 23/11/10	130								
68	0%			Area E	20 days	Tue 08/02/11	Mon 07/03/11									
69	0%			Area J	15 days	Wed 23/03/11	Wed 13/04/11									
70	0%			Area A	15 days	Fri 20/05/11	Fri 10/06/11									
71	0%			Area G	25 days	Fri 13/05/11	Fri 17/06/11	142								
72	0%			Area C	15 days	Wed 25/05/11	Wed 15/06/11	144								
73	0%			Area I	14 days	Wed 01/06/11	Tue 21/06/11	147								
74	35%			<b>TSO</b>	<b>727 days</b>	<b>Tue 15/07/08</b>	<b>Wed 29/06/11</b>									
75	100%			<b>ITC</b>	<b>378 days</b>	<b>Tue 15/07/08</b>	<b>Thu 28/01/10</b>									
76	100%			<b>ITC Preparation</b>	<b>139 days</b>	<b>Tue 15/07/08</b>	<b>Fri 06/02/09</b>									
77	100%			<b>Agree Shallow Connection Nodes</b>	<b>126 days</b>	<b>Tue 15/07/08</b>	<b>Tue 20/01/09</b>									
78	100%			DSO Produce wind database	4.4 wks	Tue 15/07/08	Wed 13/08/08									
79	100%			TSO/DSO agree shallow connection nodes	2 days	Mon 19/01/09	Tue 20/01/09	4,6								
80	100%			Publish shallow connection nodes	0 days	Tue 20/01/09	Tue 20/01/09	79								
81	100%			<b>Prepare and Test ITC Inputs</b>	<b>10 days</b>	<b>Mon 26/01/09</b>	<b>Fri 06/02/09</b>									
82	100%			Finalise ITC Input Files	10 days	Mon 26/01/09	Fri 06/02/09	80,5								
83	100%			<b>ITC Execution</b>	<b>135 days</b>	<b>Mon 06/07/09</b>	<b>Tue 26/01/10</b>									
84	100%			Run ITC from 2010 to 2025	135 days	Mon 06/07/09	Tue 26/01/10									
85	100%			<b>ITC Technical Review</b>	<b>137 days</b>	<b>Mon 06/07/09</b>	<b>Thu 28/01/10</b>									
86	100%			Have review carried out	137 days	Mon 06/07/09	Thu 28/01/10									
87	30%			<b>Offer Process</b>	<b>516 days</b>	<b>Mon 25/05/09</b>	<b>Wed 29/06/11</b>									
88	100%			<b>Application checks</b>	<b>49 days</b>	<b>Mon 07/09/09</b>	<b>Fri 13/11/09</b>									
89	100%			Area B	49 days	Mon 07/09/09	Fri 13/11/09									
90	100%			<b>Initial Connection Method Discussion Meetings</b>	<b>184 days</b>	<b>Mon 25/05/09</b>	<b>Mon 22/02/10</b>									
91	100%			<b>Introductory Customer Meetings for Transmission Renewables</b>	<b>85 days</b>	<b>Mon 25/05/09</b>	<b>Mon 21/09/09</b>	4,7,79								
92	100%			Area K	1 day	Mon 25/05/09	Mon 25/05/09									
93	100%			Area D	1 day	Tue 02/06/09	Tue 02/06/09									
94	100%			Area H2	1 day	Mon 22/06/09	Mon 22/06/09									
95	100%			Area H1	1 day	Mon 29/06/09	Mon 29/06/09									
96	100%			Area B	1 day	Thu 09/07/09	Thu 09/07/09									
97	100%			Area E	1 day	Mon 27/07/09	Mon 27/07/09									
98	100%			Area J	1 day	Mon 10/08/09	Mon 10/08/09									



Project: Gate 3 Connection Offer Proce  
Date: Thu 27/05/10






Task Progress Summary External Tasks Split

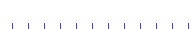



Split Milestone Project Summary External MileTask

Page 2

ID	% Complete	Node	Projects	Task Name	Duration	Start	Finish	Predecessors	July			August			September	
									B	M	E	B	M	E	B	M
99	100%			Area F	1 day	Mon 24/08/09	Mon 24/08/09									
100	100%			Area A	1 day	Mon 31/08/09	Mon 31/08/09									
101	100%			Area G	1 day	Mon 07/09/09	Mon 07/09/09									
102	100%			Area C	1 day	Mon 14/09/09	Mon 14/09/09									
103	100%			Area I	1 day	Mon 21/09/09	Mon 21/09/09									
104	100%			Initial Connection Leadtimes for Constraints Analysis	0 days	Fri 10/07/09	Fri 10/07/09									
105	100%			Leadtimes for offers agreed with DSO	17 days	Fri 29/01/10	Mon 22/02/10	24								
106	100%			<b>Publish Offer Leadtimes and Firm Access Quantities</b>	<b>20 days</b>	<b>Fri 18/12/09</b>	<b>Fri 29/01/10</b>									
107	100%			2010-2017	0 days	Fri 18/12/09	Fri 18/12/09	26								
108	100%			2018-2021	0 days	Wed 20/01/10	Wed 20/01/10	27								
109	100%			2021-2025	0 days	Fri 29/01/10	Fri 29/01/10	28								
110	67%			<b>Application Fees</b>	<b>294 days</b>	<b>Fri 16/10/09</b>	<b>Fri 07/01/11</b>									
111	100%			Invoice fees for offers due to issue in 2009	5 days	Fri 16/10/09	Thu 22/10/09									
112	100%			Invoice fees for offers due to issue in 2010	5 days	Mon 04/01/10	Fri 08/01/10									
113	0%			Invoice fees for offers due to issue in 2011	5 days	Mon 03/01/11	Fri 07/01/11									
114	26%			<b>Prepare and Issue Offers</b>	<b>458 days</b>	<b>Tue 04/08/09</b>	<b>Fri 17/06/11</b>									
115	100%			<b>Area K</b>	<b>82 days</b>	<b>Tue 04/08/09</b>	<b>Thu 26/11/09</b>	<b>8,31,7,11</b>								
116	100%			DSO	82 days	Tue 04/08/09	Thu 26/11/09									
117	100%			TSO	81 days	Tue 04/08/09	Wed 25/11/09									
118	100%			<b>Area D</b>	<b>99 days</b>	<b>Fri 02/10/09</b>	<b>Thu 04/03/10</b>	<b>7,8,11,32</b>								
119	100%			DSO	99 days	Fri 02/10/09	Thu 04/03/10									
120	62%			<b>Area H2</b>	<b>155 days</b>	<b>Mon 07/12/09</b>	<b>Thu 29/07/10</b>	<b>7,8,11,33</b>								
121	68%			DSO	130 days	Mon 07/12/09	Thu 24/06/10									
122	57%			TSO	155 days	Mon 07/12/09	Thu 29/07/10									
123	53%			<b>Area H1</b>	<b>198 days</b>	<b>Wed 25/11/09</b>	<b>Fri 17/09/10</b>	<b>7,8,11,34</b>								
124	58%			DSO	168 days	Wed 25/11/09	Fri 06/08/10									
125	49%			TSO	198 days	Wed 25/11/09	Fri 17/09/10									
126	50%			<b>Area B</b>	<b>222 days</b>	<b>Mon 16/11/09</b>	<b>Wed 13/10/10</b>	<b>7,8,11,35</b>								
127	54%			DSO	192 days	Mon 16/11/09	Tue 31/08/10									
128	47%			TSO	222 days	Mon 16/11/09	Wed 13/10/10									
129	9%			<b>Area F</b>	<b>160 days</b>	<b>Thu 08/04/10</b>	<b>Tue 23/11/10</b>	<b>7,8,11,38</b>								
130	9%			DSO	140 days	Thu 08/04/10	Tue 26/10/10									
131	8%			TSO	160 days	Thu 08/04/10	Tue 23/11/10									
132	13%			<b>Area E</b>	<b>240 days</b>	<b>Mon 15/03/10</b>	<b>Mon 07/03/11</b>	<b>7,8,11,36</b>								
133	15%			DSO	195 days	Mon 15/03/10	Mon 03/01/11									
134	12%			TSO	240 days	Mon 15/03/10	Mon 07/03/11									
135	6%			<b>Area J</b>	<b>249 days</b>	<b>Thu 08/04/10</b>	<b>Wed 13/04/11</b>	<b>7,8,11,38</b>								
136	6%			DSO	219 days	Thu 08/04/10	Mon 28/02/11									
137	5%			TSO	249 days	Thu 08/04/10	Wed 13/04/11									
138	0%			<b>Area A</b>	<b>218 days</b>	<b>Tue 20/07/10</b>	<b>Fri 10/06/11</b>	<b>7,8,11,39</b>								
139	0%			DSO	188 days	Tue 20/07/10	Wed 27/04/11									
140	0%			TSO	218 days	Tue 20/07/10	Fri 10/06/11									
141	0%			<b>Area G</b>	<b>181 days</b>	<b>Fri 13/08/10</b>	<b>Thu 12/05/11</b>	<b>7,8,11,40</b>								
142	0%			DSO	181 days	Fri 13/08/10	Thu 12/05/11									
143	0%			<b>Area C</b>	<b>213 days</b>	<b>Wed 04/08/10</b>	<b>Fri 17/06/11</b>	<b>7,8,11,41</b>								
144	0%			DSO	196 days	Wed 04/08/10	Tue 24/05/11									
145	0%			TSO	213 days	Wed 04/08/10	Fri 17/06/11									
146	0%			<b>Area I</b>	<b>173 days</b>	<b>Mon 13/09/10</b>	<b>Tue 31/05/11</b>	<b>7,8,11,42</b>								
147	0%			DSO	173 days	Mon 13/09/10	Tue 31/05/11									









Project: Gate 3 Connection Offer Proce  
Date: Thu 27/05/10

Task  Progress  Summary  External Tasks  Split 

Split  Milestone  Project Summary  External MileTask 

ID	% Complete	Node	Projects	Task Name	Duration	Start	Finish	Predecessors	July			August			September	
									B	M	E	B	M	E	B	M
148	91%			<b>Constraints Information</b>	<b>446 days</b>	<b>Tue 01/09/09</b>	<b>Wed 29/06/11</b>									
149	100%			Perform Constraint Studies	123 days	Tue 01/09/09	Fri 05/03/10									
150	0%			<b>Publish Reports</b>	<b>315 days</b>	<b>Fri 19/03/10</b>	<b>Wed 29/06/11</b>									
151	0%			Publish Report for Region K	1 day	Fri 19/03/10	Fri 19/03/10	115,62								
152	0%			Publish Report for Region D	1 day	Fri 30/04/10	Fri 30/04/10	118,63								
153	0%			Publish Report for Region H2	1 day	Fri 06/08/10	Fri 06/08/10	120,64								
154	0%			Publish Report for Region H1	1 day	Fri 24/09/10	Fri 24/09/10	123,65								
155	0%			Publish Report for Region B	1 day	Fri 22/10/10	Fri 22/10/10	126,66								
156	0%			Publish Report for Region F	1 day	Fri 26/11/10	Fri 26/11/10	129,67								
157	0%			Publish Report for Region E	1 day	Fri 11/03/11	Fri 11/03/11	132,68								
158	0%			Publish Report for Region J	1 day	Fri 15/04/11	Fri 15/04/11	135,69								
159	0%			Publish Report for Region A	1 day	Fri 17/06/11	Fri 17/06/11	138,70								
160	0%			Publish Report for Region G	1 day	Fri 24/06/11	Fri 24/06/11	141,71								
161	0%			Publish Report for Region C	1 day	Fri 24/06/11	Fri 24/06/11	143,72								
162	0%			Publish Report for Region I	1 day	Wed 29/06/11	Wed 29/06/11	146,73								

Project: Gate 3 Connection Offer Proce  
Date: Thu 27/05/10

Task  Progress  Summary  External Tasks  Split   
 Split  Milestone  Project Summary  External MileTask 