










ID	% Complete	Node	Projects	Task Name	Duration	Start	Finish	Predecessors	July
1	2%			Gate 3 Programme	720 days	Tue 15/07/08	Tue 21/06/11		B
2	2%			CER	193 days	Thu 13/11/08	Mon 31/08/09		
3	100%			CER Proposed Direction	0 days	Thu 13/11/08	Thu 13/11/08		
4	100%			CER Final Direction	0 days	Tue 16/12/08	Tue 16/12/08		
5	100%			CER confirm what conventional units and non GPA to add to ITC model and how	0 days	Fri 16/01/09	Fri 16/01/09		
6	100%			Confirmation of final list of applications and MECs	11 days	Fri 19/12/08	Fri 16/01/09	4	
7	0%			Confirm transmission standard costs and lead times	63 days	Fri 30/01/09	Thu 30/04/09		
8	0%			Confirm Conventional Plant and Non GPA to Receive an Offer	80 days	Wed 04/02/09	Fri 29/05/09	4	
9	0%			Confirm Rules for Firm Access (Transmission Access Rights)	146 days	Mon 05/01/09	Fri 31/07/09		
10	0%			Confirm any changes to standard Contract Terms and Conditions for transmissio	146 days	Mon 05/01/09	Fri 31/07/09		
11	0%			Review Firm Access Results and Agree to start processing offers	21 days	Fri 31/07/09	Mon 31/08/09	64	
12	0%			DSO	594 days	Wed 21/01/09	Tue 21/06/11		
13	0%			Produce Shallow Connections	407 days	Wed 21/01/09	Fri 10/09/10	4,59	
14	0%			Area K	134 days	Wed 21/01/09	Fri 31/07/09		
15	0%			Area D	177 days	Wed 21/01/09	Thu 01/10/09		
16	0%			Area H2	151 days	Tue 05/05/09	Fri 04/12/09		
17	0%			Area H1	186 days	Mon 02/03/09	Tue 24/11/09		
18	0%			Area B	194 days	Mon 09/02/09	Fri 13/11/09		
19	0%			Area E	282 days	Wed 21/01/09	Fri 12/03/10		
20	0%			Area J	156 days	Tue 01/09/09	Fri 23/04/10		
21	0%			Area F	204 days	Mon 08/06/09	Wed 07/04/10		
22	0%			Area A	235 days	Tue 04/08/09	Mon 19/07/10		
23	0%			Area G	153 days	Tue 05/01/10	Thu 12/08/10		
24	0%			Area C	127 days	Mon 01/02/10	Tue 03/08/10		
25	0%			Area I	135 days	Mon 01/03/10	Fri 10/09/10		
26	0%			Initial Connection Leadtimes for Constraints Analysis	1 day	Fri 26/06/09	Fri 26/06/09		
27	0%			DSO Cluster Customer Connection Method Meetings	264 days	Fri 01/05/09	Fri 28/05/10	59	
28	0%			Area K	12 days	Fri 01/05/09	Tue 19/05/09		
29	0%			Area D	12 days	Fri 01/05/09	Tue 19/05/09		
30	0%			Area H2	22 days	Fri 26/06/09	Mon 27/07/09		
31	0%			Area H1	26 days	Fri 29/05/09	Mon 06/07/09		

Project: Gate 3 Connection Offer Proces
Date: Thu 02/04/09










Task		Milestone		External Tasks	
Split		Summary		External MileTask	
Progress		Project Summary		Split	

ID	% Complete	Node	Projects	Task Name	Duration	Start	Finish	Predecessors	July
									B
32	0%			Area B	55 days	Tue 19/05/09	Wed 05/08/09		
33	0%			Area E	126 days	Tue 19/05/09	Fri 13/11/09		
34	0%			Area J	23 days	Mon 12/10/09	Thu 12/11/09		
35	0%			Area F	55 days	Fri 21/08/09	Fri 06/11/09		
36	0%			Area A	70 days	Fri 16/10/09	Fri 05/02/10		
37	0%			Area G	20 days	Mon 22/03/10	Mon 19/04/10		
38	0%			Area C	22 days	Mon 15/03/10	Thu 15/04/10		
39	0%			Area I	20 days	Fri 30/04/10	Fri 28/05/10		
40	0%			Issue Offers	373 days	Fri 04/12/09	Tue 21/06/11		
41	0%			Area K	10 days	Fri 04/12/09	Thu 17/12/09		
42	0%			Area D	10 days	Mon 22/03/10	Fri 02/04/10		
43	0%			Area H2	11 days	Thu 15/07/10	Thu 29/07/10		
44	0%			Area H1	16 days	Fri 27/08/10	Fri 17/09/10		
45	0%			Area B	15 days	Wed 22/09/10	Wed 13/10/10		
46	0%			Area F	5 days	Wed 27/10/10	Tue 02/11/10	105	
47	0%			Area E	20 days	Tue 08/02/11	Mon 07/03/11		
48	0%			Area J	15 days	Wed 23/03/11	Wed 13/04/11		
49	0%			Area A	15 days	Fri 20/05/11	Fri 10/06/11		
50	0%			Area G	15 days	Fri 13/05/11	Thu 02/06/11	117	
51	0%			Area C	15 days	Wed 25/05/11	Wed 15/06/11	119	
52	0%			Area I	14 days	Wed 01/06/11	Tue 21/06/11	122	
53	3%			TSO	718 days	Tue 15/07/08	Fri 17/06/11		
54	33%			ITC	274 days	Tue 15/07/08	Fri 21/08/09		
55	100%			ITC Preparation	139 days	Tue 15/07/08	Fri 06/02/09		
56	100%			Agree Shallow Connection Nodes	126 days	Tue 15/07/08	Tue 20/01/09		
57	100%			DSO Produce wind database	4.4 wks	Tue 15/07/08	Wed 13/08/08		
58	100%			TSO/DSO agree shallow connection nodes	2 days	Mon 19/01/09	Tue 20/01/09	4,6	
59	100%			Publish shallow connection nodes	0 days	Tue 20/01/09	Tue 20/01/09	58	
60	100%			Prepare and Test ITC Inputs	10 days	Mon 26/01/09	Fri 06/02/09		
61	100%			Finalise ITC Input Files	10 days	Mon 26/01/09	Fri 06/02/09	59,5	
62	16%			ITC Execution	110 days	Mon 23/02/09	Thu 30/07/09		

Project: Gate 3 Connection Offer Proces Date: Thu 02/04/09	Task		Milestone		External Tasks	
	Split		Summary		External MileTask	
	Progress		Project Summary		Split	

ID	% Complete	Node	Projects	Task Name	Duration	Start	Finish	Predecessors	July
63	17%			Run ITC from 2010 to 2025	105 days	Mon 23/02/09	Thu 23/07/09		B
64	0%			Tabulate results and submit to CER	5 days	Fri 24/07/09	Thu 30/07/09	63	
65	0%			ITC Technical Review	15 days	Fri 31/07/09	Fri 21/08/09		
66	0%			Have review carried out	15 days	Fri 31/07/09	Fri 21/08/09	64	
67	2%			Offer Process	608 days	Tue 16/12/08	Fri 17/06/11		
68	28%			Application checks	165 days	Tue 16/12/08	Mon 24/08/09		
69	100%			Write to generators re whether they want to use assumed data	15 days	Tue 16/12/08	Mon 19/01/09	4	
70	100%			Confirm what generators want to use own data	15 days	Tue 20/01/09	Mon 09/02/09	69	
71	24%			Application checks	50 days	Tue 03/03/09	Thu 14/05/09	70	
72	0%			Assumed time for response from generators	30 days	Fri 15/05/09	Fri 26/06/09	71	
73	0%			Check clarifications	10 days	Mon 29/06/09	Fri 10/07/09	72	
74	0%			Assumed time for response from generators	20 days	Mon 13/07/09	Mon 10/08/09	73	
75	0%			Confirm enough data to commence offer assessment	10 days	Tue 11/08/09	Mon 24/08/09	74	
76	0%			Application Checks Complete	0 days	Mon 24/08/09	Mon 24/08/09	75	
77	0%			Connection Method Discussion Meetings and FAQ Publication	106 days	Fri 01/05/09	Wed 30/09/09		
78	0%			Customer Connection Method Discussion Meetings for Transmission R	80 days	Fri 01/05/09	Tue 25/08/09	4,7,58	
79	0%			Confirm if further studies required for which conventionals	30 days	Tue 02/06/09	Mon 13/07/09	8	
80	0%			Customer Connection Method Discussion Meetings for Conventional PI	40 days	Tue 14/07/09	Tue 08/09/09	79	
81	0%			Initial Connection Leadtimes for Constraints Analysis	1 day	Fri 26/06/09	Fri 26/06/09		
82	0%			Leadtimes for offers agreed with DSO	17 days	Tue 01/09/09	Wed 23/09/09	11	
83	0%			Publish Offer Leadtimes and Firm Access Quantities	5 days	Thu 24/09/09	Wed 30/09/09	82	
84	0%			Schedule of Customer Connection Method Update Meetings to be confirmec	20 days	Thu 01/10/09	Thu 29/10/09	83	
85	0%			Application Fees	305 days	Thu 01/10/09	Fri 07/01/11		
86	0%			Invoice fees for offers due to issue in 2009	5 days	Thu 01/10/09	Wed 07/10/09	83	
87	0%			Invoice fees for offers due to issue in 2010	5 days	Mon 04/01/10	Fri 08/01/10		
88	0%			Invoice fees for offers due to issue in 2011	5 days	Mon 03/01/11	Fri 07/01/11		
89	0%			Issue Offers	458 days	Tue 04/08/09	Fri 17/06/11		
90	0%			Area K	82 days	Tue 04/08/09	Thu 26/11/09	8,14,7,10	
92	0%			Area D	119 days	Fri 02/10/09	Fri 02/04/10	75,11,7,8,10,15	
95	0%			Area H2	155 days	Mon 07/12/09	Thu 29/07/10	75,11,7,8,10,16	
98	0%			Area H1	198 days	Wed 25/11/09	Fri 17/09/10	75,11,7,8,10,17	


Project: Gate 3 Connection Offer Proces
Date: Thu 02/04/09

Task		Milestone		External Tasks	
Split		Summary		External MileTask	
Progress		Project Summary		Split	

ID	% Complete	Node	Projects	Task Name	Duration	Start	Finish	Predecessors	July
									B
101	0%			Area B	222 days	Mon 16/11/09	Wed 13/10/10	75,11,7,8,10,18	
104	0%			Area F	160 days	Thu 08/04/10	Tue 23/11/10	75,11,7,8,10,21	
107	0%			Area E	240 days	Mon 15/03/10	Mon 07/03/11	75,11,7,8,10,19	
110	0%			Area J	249 days	Thu 08/04/10	Wed 13/04/11	75,11,7,8,10,21	
113	0%			Area A	218 days	Tue 20/07/10	Fri 10/06/11	75,11,7,8,10,22	
116	0%			Area G	181 days	Fri 13/08/10	Thu 12/05/11	75,11,7,8,10,23	
118	0%			Area C	213 days	Wed 04/08/10	Fri 17/06/11	75,11,7,8,10,24	
121	0%			Area I	173 days	Mon 13/09/10	Tue 31/05/11	75,11,7,8,10,25	
123	10%			Constraints Information	384 days	Mon 05/01/09	Thu 22/07/10		
124	36%			Preparatory Work	146 days	Mon 05/01/09	Fri 31/07/09		
125	0%			Develop Constraints Report Format	1 day	Fri 29/05/09	Fri 29/05/09		
126	0%			Setup Model based on new CER/NIAUR Transmission Access Rights r	42 days	Tue 04/08/09	Wed 30/09/09	9,26,124,81	
127	0%			Run Constraints Model for each year (10 years)	56 days	Thu 01/10/09	Fri 18/12/09	126,11	
128	0%			Run Model per Area	140 days	Mon 04/01/10	Thu 22/07/10	127	
129	0%			Generate constraints for Area K nodes	40 days	Mon 04/01/10	Fri 26/02/10		
130	0%			Generate constraints for Area D nodes	40 days	Mon 04/01/10	Fri 26/02/10		
131	0%			Generate constraints for Area H1 nodes	20 days	Mon 01/03/10	Mon 29/03/10	130	
132	0%			Generate constraints for Area H2 nodes	20 days	Mon 01/03/10	Mon 29/03/10	130	
133	0%			Generate constraints for Area B nodes	20 days	Tue 30/03/10	Tue 27/04/10	132	
134	0%			Generate constraints for Area F nodes	20 days	Tue 30/03/10	Tue 27/04/10	132	
135	0%			Generate constraints for Area E nodes	20 days	Wed 28/04/10	Wed 26/05/10	134	
136	0%			Generate constraints for Area J nodes	20 days	Wed 28/04/10	Wed 26/05/10	134	
137	0%			Generate constraints for Area A nodes	20 days	Thu 27/05/10	Thu 24/06/10	136	
138	0%			Generate constraints for Area G nodes	20 days	Thu 27/05/10	Thu 24/06/10	136	
139	0%			Generate constraints for Area C nodes	20 days	Fri 25/06/10	Thu 22/07/10	138	
140	0%			Generate constraints for Area I nodes	20 days	Fri 25/06/10	Thu 22/07/10	138	

Project: Gate 3 Connection Offer Proces
Date: Thu 02/04/09

Task



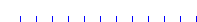
Milestone



External Tasks



Split



Summary



External MileTask



Progress



Project Summary



Split

