

25/03/2026

SMP Capacity Calculation update

Industry workshop 25 March 2026

Flip Steenbrink & John O'Dea



Contents

- Day in the life: Timeframes of FB CC and the corresponding EU markets
- High-level implementation plan
- Flow-Based vs Net Transfer Capacity
- Please feel free to ask any questions during the presentation, or at the end



Brief introduction & context

Why is there a need for capacity calculation?

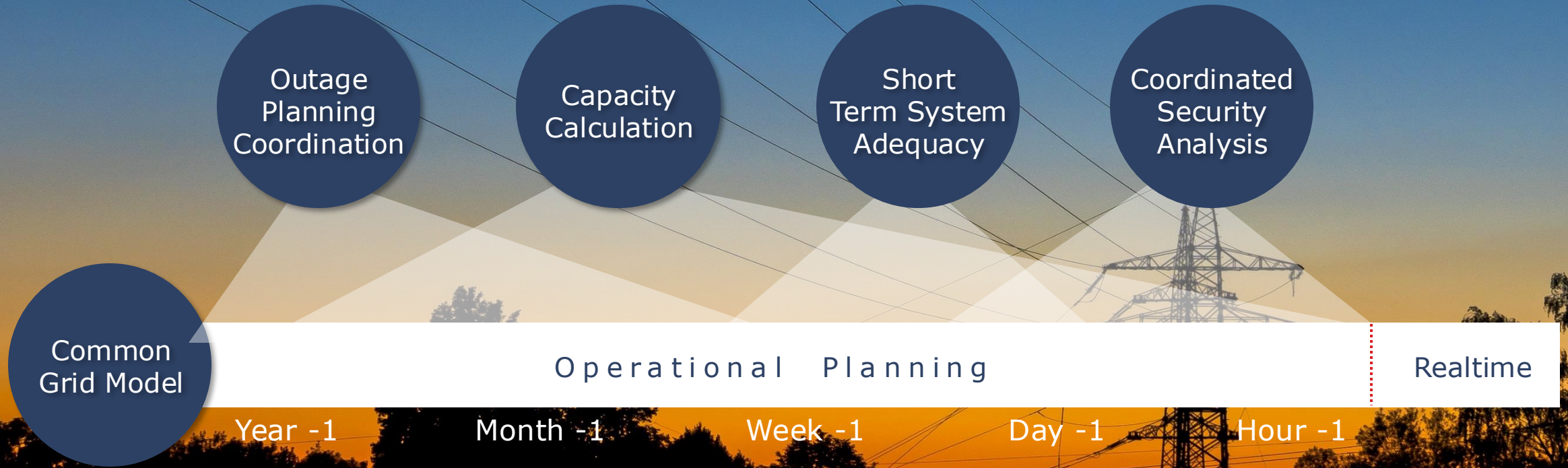
- Trades on cross-border lines have an impact on how much capacity is available on the internal grid
- Sharing your expected internal grid model to form a common grid model, so that TSOs better know what the actual state of their grid will be
- The more sharing & collaboration, the better the forecast and the more capacity is available on internal lines → at any moment.

Flow-Based Capacity Calculation (FB CC) is an advanced method of capacity calculation, used in the Core Capacity Calculation Region (Core CCR) and works for Y-1, M-1, D-2, D-1 and D.

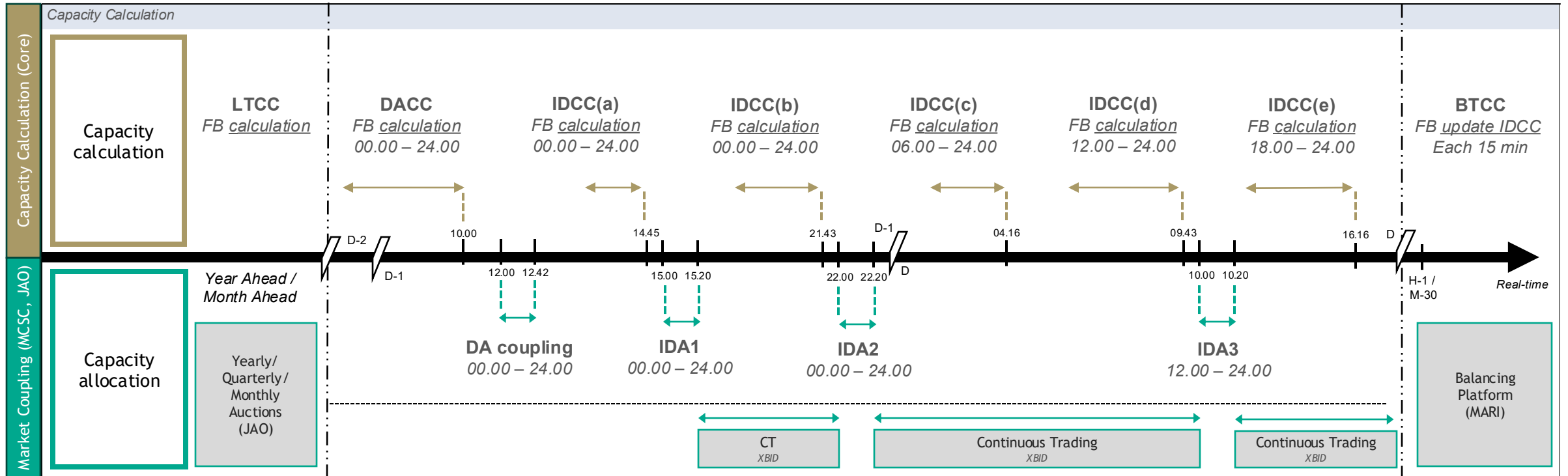


Regional Coordination Centres (RCCs)

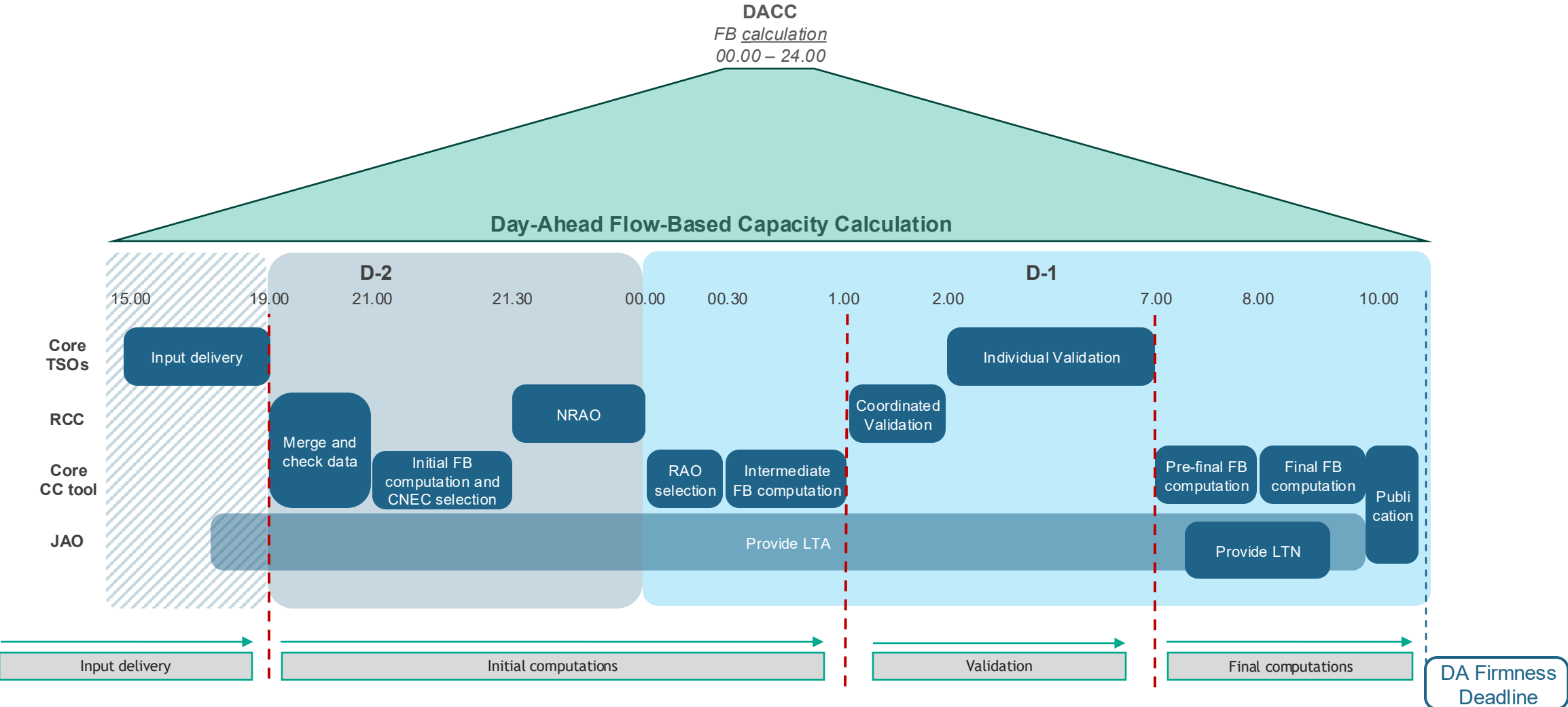
Timeframes



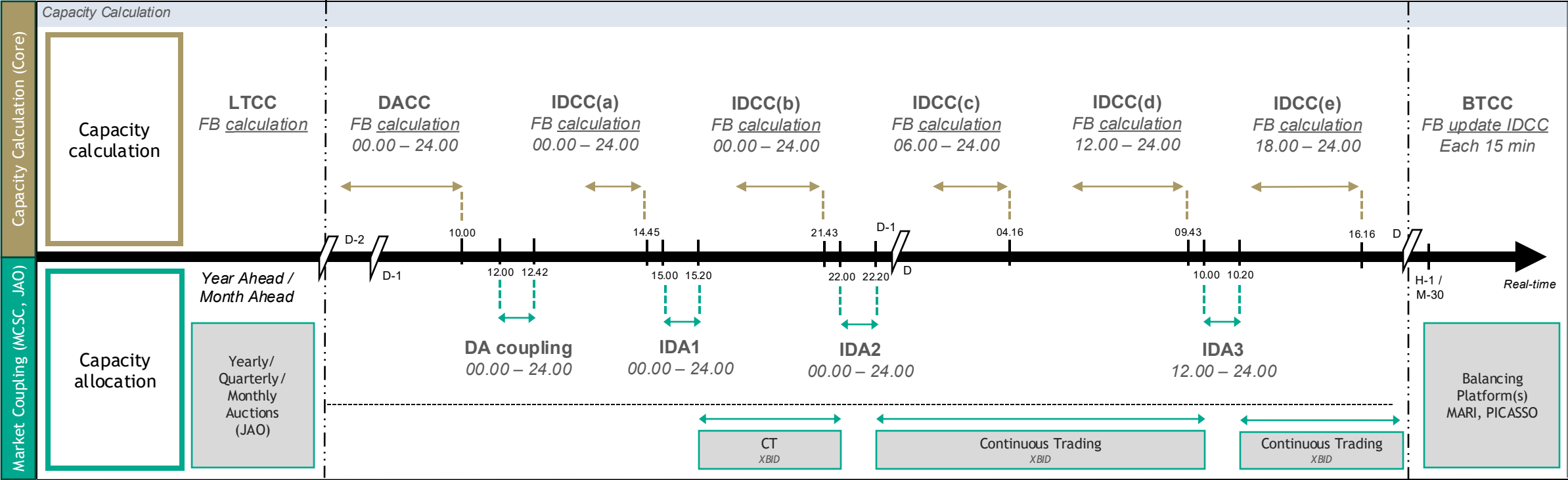
Day in the life: Capacity Calculation & Market Coupling




Example timeframe for day-ahead FB CC



Day in the life: Capacity Calculation & Market Coupling



Celtic High-level Integration Plan



Today

Celtic cable commissioning = commercial go-live DA + ID

Methods for capacity calculation: NTC based, Flow-Based, Evolved Flow-Based, AHC

Method	Definition	Level of coordination	Information shared	Examples
ATC/NTC based CC (ATC based)	BZs set a fixed maximum available capacity in either direction, the lowest is taken by the operator, for the resulting direction.	Bilaterally / coordinated	Minimal, only border specific info	SEM-GB
Flow-Based CC (FB CC)	BZs combine their grid models, and together they determine an optimised capacity for each BZB in the expected direction.	Within a CCR	Full information on internal grids and expected sensitivity to NP changes	Core CCR (DA & parts of ID)
Evolved Flow-Based CC (EFB CC)	The same as FB CC, but including HVDC interconnectors. FB CC was initially only set up for AC lines. EFB allows for HVDCs, within the same synchronous area.	Bilaterally between two BZs within a CCR	Full information on internal grids and expected sensitivity to NP changes	ALEGrO HVDC IC (BE-DE)
Standard Hybrid Coupling (SHC)	On borders where each BZ is in a different CCR, and <u>only one</u> of them is FB: SHC is applied	Between two CCRs, of which 1 is Core CCR	Forecasted cross-zonal exchanges, but internal grids <u>are not</u>	Core CCR - CH
Advanced Hybrid Coupling (AHC)	On borders where each BZ is in a different CCR, and <u>both</u> BZs are FB: AHC is applied	Between two FB CCRs, of which 1 is Core CCR	Forecasted cross-zonal exchanges, including the internal grids	Core CCR - Nordic CCR, from 20 May '26



Audience Q&A

① The Slido app must be installed on every computer you're presenting from

Q&A

If you have any questions, please email to:
SMP.PMO@Eirgrid.com

