



# **EirGrid Group** **Customer Conference 2012**

**25th October 2012**

*Delivering the Power System of tomorrow*



# Market Update

**Nigel Thomson**

SEMO

25<sup>th</sup> October 2012



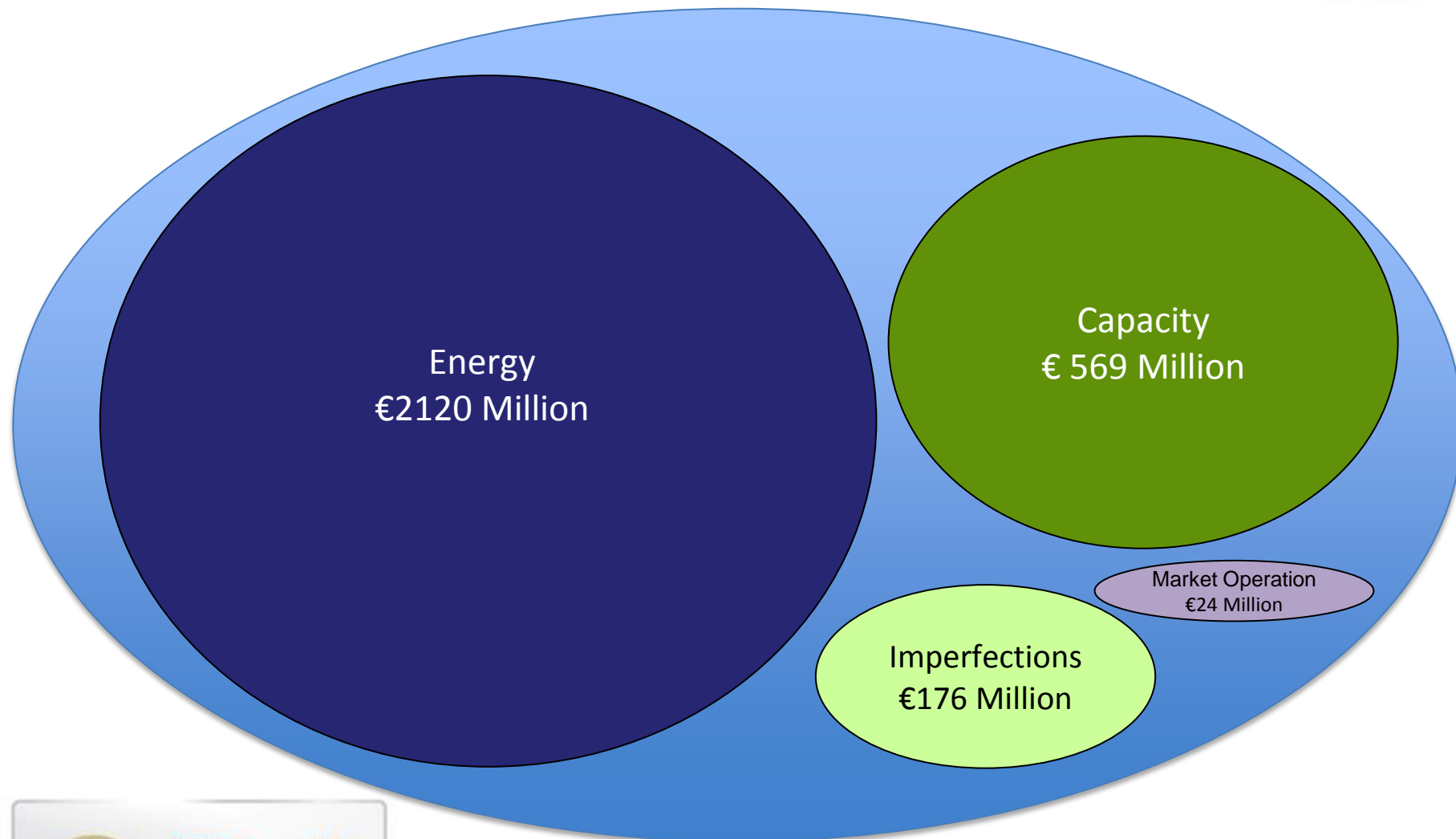
# Agenda



- Market Trends
- SEM Changes
- SEMO Performance



# Wholesale Market €2.9 Billion



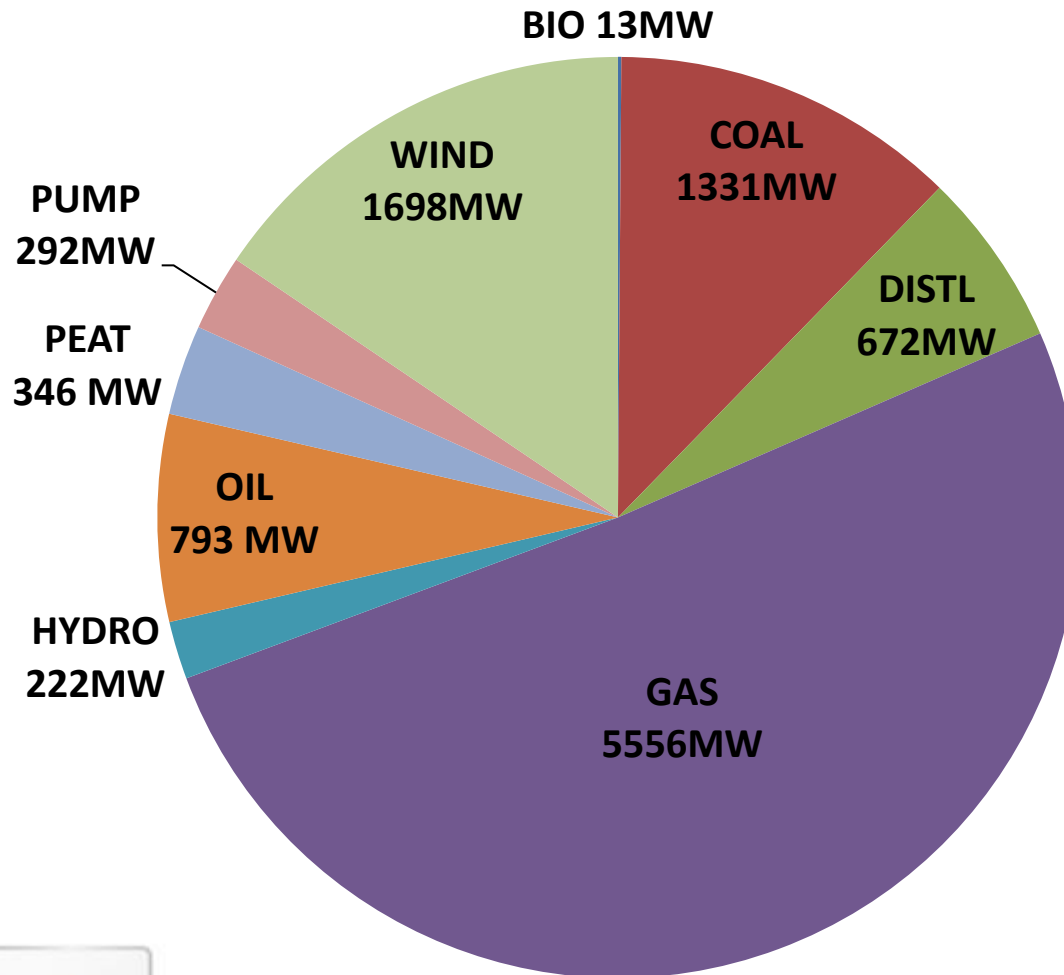
# Market Participation



- 76 Participants
- 2012 Registrations
  - 13 New Units
  - 6 New Participants
  - 14 Change of Unit Types
  - 1 New Interconnector
- In Progress
  - 6 New Participants
  - 12 New Units



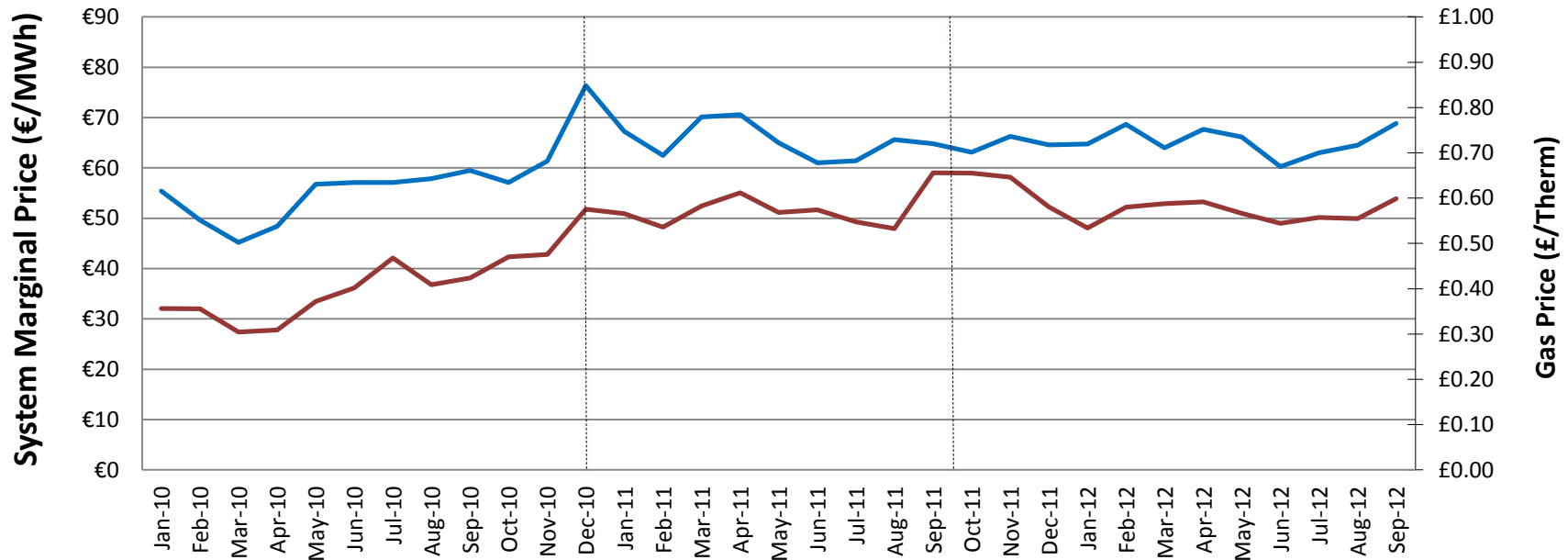
# Registered SEM Capacity by Fuel Type



# Influences on Market Price

## Volume Weighted Monthly Average SMP & Average Gas Price

— SMP      — Gas Price



# Intraday Trading



## Project Delivery

- Delivered on time July 2012
- Within Budget
- Seamless market operation



## Communications

- Mods Committee
- Working Groups
- Participant Training  
(180+ people)
- Market Trial & Calls
- Cutover Workshops
- Post Go-Live Calls
- 'Inside Intraday' e-Newsletter



## IT Infrastructure

- New software
- Hardware upgrade
- Telecommunications upgrade
- Data storage upgrades
- New Operational Support Systems



## Market Processes

New and Improved processes for:

- Pricing & Scheduling
- Credit Cover
- Registration
- Data Publication





# SEMO Performance



Metric	Target	Actual	Target Achieved
Ex-Ante Pricing Report	99%	99%	✓
Ex-Post Initial Pricing Report	99%	99%	✓
Invoicing	95%	97%	✓
Credit Cover Increases Notices	100%	100%	✓
SEMO related Resettlement Queries	<15	4	✓
Customer Service	97%	97%	✓



# Conclusions



- Market prices continue to reflect supply, demand and fuel prices
- SEM has successfully dealt with significant change in the last year
- SEMO has maintained operational performance

