



# TRANSMISSION DEVELOPMENT PLAN 2012 – 2022



## **Disclaimer**

EirGrid, the Transmission System Operator (TSO) for Ireland, makes no warranties or representations of any kind with respect of this document, including, without limitation, its quality, accuracy and completeness. The TSO does not accept liability for any loss or damage arising from the use of this document or any reliance on the information it contains. Use of this document and the information it contains is at the user's sole risk. In addition, the TSO strongly recommends that any party wishing to make a decision based on the content of this document should consult the TSO in advance.

## **Copyright Notice**

All rights reserved. This entire publication is subject to the laws of copyright. This publication may not be reproduced or transmitted in any form or by any means, electronic or manual, including photocopying without the prior written permission of the TSO.

## Table of Contents

EXECUTIVE SUMMARY .....	5
1 INTRODUCTION .....	8
1.1 Statutory and Legal Requirements.....	8
1.1.1 National Requirements.....	8
1.1.2 European Requirements .....	10
1.2 Context of the Plan.....	12
1.2.1 Grid Development Strategy.....	12
1.2.2 All Island and European Context.....	13
1.3 The Transmission Development Plan 2012 .....	13
1.4 Data Management.....	14
1.5 Planning Area Categorisation .....	15
1.6 Document Structure .....	16
2 APPROACH AND METHODOLOGY.....	18
2.1 Development Objectives and Strategies.....	18
2.2 The Transmission Planning Criteria .....	19
2.3 Planning and Environmental Considerations .....	21
2.3.1 A Dynamic Process .....	21
2.3.2 Planning Considerations .....	22
2.3.3 Environmental Considerations .....	25
2.3.4 Environmental Constraints Mapping .....	26
2.3.5 Emerging Practice .....	26
2.4 The Network Development Planning Process .....	27
2.5 Refurbishment Planning Process.....	32
3 INVESTMENT NEEDS .....	35
3.1 Strategic Context of Transmission Network Investment .....	35
3.2 Drivers of Transmission Network Investment .....	35
3.2.1 Security of Supply .....	36
3.2.2 RES Integration .....	36
3.2.3 Market Integration .....	37
3.3 Network Development Needs .....	37
3.3.1 Changes in Demand .....	38
3.3.2 Changes in Generation .....	39
3.3.3 Changes in Interconnections.....	43
3.3.4 Changes in Inter-Regional Power Flows.....	43

3.3.5	Changes in Asset Condition .....	44
4	MODIFICATIONS TO THE PLAN SINCE TDP 2010 .....	47
4.1	Project Completions .....	48
4.2	New Projects .....	49
4.3	Projects Cancelled/Deferred & Dates to be Confirmed .....	49
5	PLANNED NETWORK DEVELOPMENTS .....	50
5.1	Overview of the Plan .....	50
5.2	Summary of Phase of Projects.....	51
6	REGIONAL PERSPECTIVE OF THE PLAN .....	55
6.1	Overview .....	55
6.2	The Border, Midlands & West Planning Area .....	58
6.3	The South-West & Mid-West Planning Area.....	69
6.4	The South-East, Mid-East & Dublin Planning Area.....	82
7	SUMMARY OF ENVIRONMENTAL APPRAISAL REPORT .....	94
	APPENDIX A: PROJECT TERMS .....	95
	APPENDIX B: CHANGES SINCE TDP 2010 .....	96
	APPENDIX C: PLANNED NETWORK DEVELOPMENTS .....	99
	APPENDIX D: IRISH PROJECTS IN EUROPEAN TYNDP 2012 .....	121
	APPENDIX E: ABBREVIATIONS & GLOSSARY OF TERMS .....	122
	APPENDIX F: REFERENCES .....	129

## EXECUTIVE SUMMARY

The Transmission Development Plan (TDP) 2012-2022 is the plan for the development of the Irish transmission system and interconnection<sup>1</sup> over the ten years from 2012 and supersedes the Transmission Development Plan 2010. This ten year plan presents those components of the overall long-term development of the transmission system where there is a high level of certainty. In addition, other likely areas where development projects may soon be required are also discussed.

This report has been prepared in accordance with Regulation 8(6) of Statutory Instrument No. 445 of 2000, European Communities (Internal Market in Electricity) Regulations and Condition 8 of the TSO Licence.

### ***Drivers of Transmission Network Development***

The Irish electricity supply industry and its development take their direction from a number of broad national and European Union (EU) imperatives or strategic objectives. These set the context for the capital investments that are made in the Irish transmission network and may be summarised as follows:

- Ensuring the security of electricity supply;
- Ensuring the competitiveness of the national economy; and
- Ensuring the long-term sustainability of electricity supply in the country

In order to achieve these strategic objectives, it is necessary to continue to invest in the development and maintenance of the electricity transmission system. Specific drivers of investment in transmission network infrastructure are therefore identified, and may be described as:

- Securing transmission network supplies;
- Promoting market integration; and
- Promoting the integration of Renewable Energy Sources (RES) and complementary thermal generation

To ensure adequate security of electricity supply; further market integration; and the integration of renewable energy sources, it is necessary to provide ongoing and timely reinforcement of the Irish electricity transmission system.

Therefore, as demand or generation changes; or as the transmission system become more interconnected with neighbouring systems; or as new demand or new generation are connected; the flow of electrical energy throughout the transmission system changes. To accommodate these changes in power flows it is often necessary to reinforce the transmission network to ensure adequate performance and reliability levels are maintained.

---

<sup>1</sup> Please note that this is not an all island (i.e. Ireland and Northern Ireland) transmission development plan.

In addition, the condition of assets are also a factor where the timely maintenance or replacement (where necessary) of transmission network assets are required to ensure an adequate level of security of supply.

It is possible to separate the resulting reinforcement needs into a number of categories, namely:

- Reinforcements to support changes in, or connection of, new demand;
- Reinforcements required to support changes in, or connection of, new generation;
- Reinforcements related to interconnection;
- Reinforcements to facilitate inter-regional power flows; and
- Reinforcements to address the condition of existing assets.

### ***Transmission Network Reinforcements***

The development plan includes a total of 136 projects that are in progress.

These investments are distributed across all regions and will significantly enhance the existing electricity infrastructure that provides the backbone for economic development in the regions. Developments emerging from Grid25 will maintain security of supply standards across all parts of the network further enabling economic development in all regions.

<b>Project Category</b>	<b>Border, Midlands, West Planning Area</b>	<b>South-West, Mid-West Planning Area</b>	<b>South-East, Mid-East, Dublin Planning Area</b>	<b>Various Locations Across the Country</b>	<b>TOTAL</b>
<b>New Build</b>	14	14	13	0	<b>41</b>
<b>Uprate / Modification</b>	18	26	23	0	<b>67</b>
<b>Refurbish / Replace</b>	2	12	9	5	<b>28</b>
<b>TOTAL</b>	<b>34</b>	<b>52</b>	<b>45</b>	<b>5</b>	<b>136</b>

*Table 1 Summary of Projects in Progress by Region and Project Category*

### ***Capital Expenditure***

The transmission development requirements will require a significant level of expenditure for the period addressed by this Development Plan (i.e. 2012 – 2022) and beyond. A portion of this expenditure was the subject of discussions with the CER in the context of the determination of transmission revenues for the 2011-15 period, with the expenditure for the period beyond 2015 to be addressed by future price reviews.

The CER's determination of allowable transmission revenues for the current price review period (CER/10/206) made provision for a transmission network spend of €1.45bn. It was recognised this provision would have to respond flexibly to both the number and pace of development of new projects which would itself be influenced by the external environment including level of new generation connecting, system demand etc.. In addition, the CER has put in place a new programme with EirGrid for the monitoring of transmission capital expenditure. This framework will enable the transmission allowance to flex to the identified needs of the system in the future.

### ***Data Management***

Transmission system development is continuously evolving. In order to draft a TDP that summarises transmission projects and the changes that have occurred since the last TDP EirGrid froze all project data at the end of March 2012. All project data was collected on this date.

### ***Conclusion***

EirGrid is committed to delivering quality connection, transmission and market services to its customers and to developing the transmission grid infrastructure required to support the development of Ireland's economy.

With the projects outlined in this Transmission Development Plan, coupled with the on-going review of the needs of the transmission infrastructure in response to the changing environment, EirGrid is confident that the needs of Irish society and its economy will be met well into the future.

# 1 INTRODUCTION

The transmission system is a meshed network of 400 kV, 275 kV, 220 kV and 110 kV high voltage lines and cables and plays a vital role in the reliable supply of electricity. It is the backbone of the power system and provides the means to deliver a high capacity of bulk power from generation sources to demand centres within acceptable technical security and reliability standards.

Electricity supply is an essential service in Ireland's society and economy, where a reliable electricity infrastructure providing quality performance is vital for the country's socio-economic development. The development of that infrastructure is therefore of national strategic importance.

This Transmission Development Plan outlines the drivers of network development, the resultant network investment needs and the planned projects which are required to address those needs for the period 2012 to 2022.

## 1.1 Statutory and Legal Requirements

### 1.1.1 National Requirements

There are a number of national documents which give effect to the electricity market arrangements and detail the roles and responsibilities of EirGrid as Transmission System Operator (TSO), these are:

- Statutory Instrument (SI) No. 445 of 2000<sup>2</sup> as amended
- Statutory Instrument (SI) No. 147 of 2011<sup>3</sup>
- EirGrid's Transmission System Operator Licence<sup>4</sup>

The sections in these documents which have an impact on transmission network planning and on the Transmission Development Plan are discussed below.

#### *EirGrid's Statutory Obligations*

Under Regulation 8(1)(a) of SI445/2000 and echoed in Condition 3 of the TSO Licence, the TSO is assigned the following exclusive function:

*“to operate and ensure the maintenance of and, if necessary, develop a safe, secure, reliable, economical, and efficient electricity transmission system, and to explore and develop opportunities for interconnection of its system with other systems, in all cases*

---

<sup>2</sup> Statutory Instrument No. 445 of 2000, European Communities (Internal Market in Electricity) Regulations

<sup>3</sup> Statutory Instrument No. 147 of 2011, European Communities (Renewable Energy) Regulations 2011

<sup>4</sup> The current TSO Licence was issued by the CER to EirGrid in 2009 and came into legal effect on the 2<sup>nd</sup> of March 2009



*with a view to ensuring that all reasonable demands for electricity are met having due regard for the environment.”*

This gives EirGrid exclusive responsibility for the operation and development of the transmission system within Ireland. It also requires EirGrid to strive for a balance between development to improve security and reliability and the economic cost and environmental impact of such required developments.

EirGrid has a statutory obligation under Regulation 8(6) of SI445/2000 and a licence obligation under Condition 8 of its Transmission System Operator (TSO) licence to produce a Transmission Development Plan.

#### *Transmission Development Plan*

As part of the preparation of the Transmission Development Plan, EirGrid consulted with System Operator Northern Ireland (SONI) in revising its plan to ensure that the information set out in the Development Plan continues to be accurate in all material respects. EirGrid also engaged in a public consultation process on the Development Plan prior to submitting it to the CER for approval.

In preparing this Transmission Development Plan, EirGrid has taken account of other Regulations as listed below:

SI445 8(1)(i) *to offer terms and enter into agreements, where appropriate, for connection to and use of the transmission system with all those using and seeking to use the transmission system.*

SI445 8(3) *In discharging its functions under these Regulations, the transmission system operator shall take into account the objective of minimising the overall costs of the generation, transmission, distribution and supply of electricity to final customers.*

SI445 8(1)(c) (as amended by SI60 section 6(1)(c)) *to plan the long term ability of the transmission system to meet reasonable demands for the transmission of electricity; and*

*(ca) to contribute to security of supply through adequate planning and operation of transmission capacity and system reliability.*

SI445 8(1A) (as amended by SI60 section 6(2)(c)) *In performing its functions the transmission system operator shall take into account the need to operate a co-ordinated distribution system and transmission system;*

Regulation 8(8) of SI 445/2000 precludes EirGrid from developing generation directly as a solution to network needs:

SI445 8(8) *The transmission system operator shall not engage in the generation, distribution or supply of electricity in the State.*

However, EirGrid does facilitate connection of third-party generation and when future connections are confirmed it takes their impact into consideration when evaluating network development requirements.

#### *Market Integration*

The licence to operate the Irish transmission system was granted by the CER to EirGrid in accordance with Statutory Instrument No. 445 of 2000, as amended. The current TSO licence came into legal effect on the 2<sup>nd</sup> of March 2009. The licence specifically requires EirGrid to “explore and develop opportunities for interconnection of its system with other systems”.

#### *Renewable Energy*

EirGrid has a statutory obligation under Regulation 4(1) of SI147/2011 to ensure that electricity generated from renewable sources may be transmitted. Under the Regulation EirGrid must, when dispatching generating units, give priority to generating units using energy from renewable sources in so far as the secure operation of the electricity system permits.

#### *Interaction between TAO and TSO*

Section 19 of SI445/2000 gives the Transmission Asset Owner (TAO), the ESB, the responsibility to carry out construction work in accordance with EirGrid’s development plan:

*SI445 19 The transmission system owner shall (a) as asset owner, maintain the transmission system and carry out construction work in accordance with the transmission system operator’s development plan, subject to the provisions of Regulation 18(3).*

This Development Plan provides the TAO with an overview of the transmission projects that are in progress and an indication of the level of development that is likely to emerge over the applicable period of the plan.

Notwithstanding the obligations outlined above and in the following section, EirGrid is obliged to offer terms and enter into agreements, where appropriate, for connection to and use of the transmission system with all those using and seeking to use the transmission system. The connection offer process is regulated by the CER and EirGrid does not choose which applications are processed. Our licence requires us to make connection offers to parties seeking connection in accordance with regulatory approved processes, terms, conditions and directions.

### **1.1.2 European Requirements**

There are a number of European Union (EU) documents which have an impact on EirGrid as Transmission System Operator and which are relevant to the Transmission Development Plan:

- Regulation (EC) No 714/2009
- Directive 2009/72/EC
- Directive 2009/28/EC
- Directive 2012/27/EC

The sections in these documents which have an impact on the Transmission Development Plan are discussed below.

#### *Transmission Development Plans at the European Level*

Regulation 714 of 2009 deals with, among other things, the development of the internal European market in electricity and the establishment of the European Network of Transmission System Operators for Electricity (ENTSO-E). In accordance with Article 4 all transmission system operators are required to cooperate at the Community level through ENTSO-E.

ENTSO-E is required to adopt a Community-wide ten-year network development plan (the TYNDP) every two years (Article 8, paragraph 3(b)) and produce corresponding regional investment plans (Article 12) every two years.

Directive 72 of 2009, which also develops the internal European market in electricity, among other things deals with network development at the member state level. Paragraph 1 of Article 22 requires transmission system operators to submit a ten-year network development plan for their system to the national regulatory authority. Paragraph 4 of Article 22 requires the regulatory authority to consult all system users on the ten-year network development plan.

#### *Market Integration*

European regulations and directives (Regulation (EC) No 714/2009 of the European Parliament and the Council of 13 July 2009; and Directive 2009/72/EC) highlight the following:

- The importance of completing the internal market in electricity and creating a level playing field for all electricity undertakings in the Community; and
- The need for the creation of interconnection capacities to achieve the objective of a well-functioning, efficient and open internal market.

#### *Renewable Energy*

Directive 28 of 2009 deals with the promotion of the use of renewable sources. Paragraph 2 of Article 16 requires Member States to ensure that transmission system operators guarantee the transmission of electricity from, and provide priority access to, renewable energy sources. Paragraph 2 also requires Member States to ensure that transmission system operators

provide priority dispatch to renewable energy sources in so far as the secure operation of the national electricity system permits.

### *Energy Efficiency*

Directive 27 of 2012 deals with the promotion of energy efficiency. Paragraph 5 of Article 15 requires Member States to ensure that transmission system operators guarantee the transmission of electricity from, and provide priority access to, high-efficiency cogeneration. Paragraph 5 also requires Member States to ensure that transmission system operators provide priority dispatch to high-efficiency cogeneration in so far as the secure operation of the national electricity system permits.

### *Reconciling TDP and TYNDP Obligations*

In preparing this Transmission Development Plan, EirGrid has taken account of these requirements above. This Transmission Development Plan and future Plans will explicitly cover periods of ten years in order to explicitly align to the TYNDP produced at the European level. EirGrid published this Transmission Development Plan for consultation. Following the consultation EirGrid updated the Plan as required. All consultation responses and a report on those responses were provided to the Commission for Energy Regulation for review. In addition, EirGrid submitted the Transmission Development Plan to the Commission for Energy Regulation for approval.

## **1.2 Context of the Plan**

The development of the network is a complex process involving forecasting future needs and planning solutions that strike a balance between network reliability, costs and environmental impacts. The process is dynamic to meet the ever-evolving needs and to enable the strategic development of the system in the long-term.

There are a number of national, all island and European considerations that are shaping the medium and long term development of the transmission network; these are outlined below.

### **1.2.1 Grid Development Strategy**

EirGrid published its Grid Development Strategy, Grid25, in October 2008. Grid25 outlines EirGrid's strategy for the long-term development of the transmission system.

The strategy adopted aims to achieve a balance between the costs and impact of new infrastructure, while maximising the capability of the existing grid.

Government Policy Statement on the Strategic Importance of Transmission and Other Energy Infrastructure of the 17<sup>th</sup> of July 2012 specifically endorses and supports the Grid25 Investment Programme and reaffirms that it is Government policy and in the national interest,

not least in the current economic circumstances, that the investment programme is delivered in the most cost effective and timely way possible.

This Plan presents the developments required to deliver the Grid25 strategy, meeting future requirements as they are known at this time including the requirement to accommodate renewable generation under the Group Processing Approach<sup>5</sup>. Each of the projects contained within this Plan are the product of on-going reviews that take into account the changing economic conditions to ensure that projects are cost effective and optimally timed.

## 1.2.2 All Island and European Context

EirGrid's TSO licence obliges it and System Operator Northern Ireland (SONI) to carry out All Island transmission planning through joint structures and arrangements. This is illustrated by the recent development and publication of All Island Generation Capacity and Transmission Forecast Statements<sup>6</sup>. The key principles and arrangements are outlined in Schedule 4 of the System Operator Agreement. Joint planning studies also involve Northern Ireland Electricity (NIE), the licensee responsible for transmission planning in Northern Ireland. The objective of joint planning is to ensure as far as possible that solutions developed to resolve network problems, particularly in border areas, will be optimised for the island as a whole. This Plan includes developments resulting from the joint planning process.

As outlined above the European Regulation 714 requires all European TSOs to cooperate through the European Network of TSOs for electricity (ENTSO-E). ENTSO-E has set up six regional groups to co-ordinate planning and development at regional level. EirGrid and SONI are members of the Regional Group North Sea (RGNS), which also includes the TSOs of Belgium, Denmark, France, Germany, Great Britain, Luxembourg, Netherlands, and Norway. One of the duties of RGNS is to produce a Regional Investment Plan (RegIP) every two years, which together with the other five RegIPs, will feed into ENTSO-E's Ten Year Network Development Plan. A number of major projects of European Significance identified in this Plan are also included in the RGNS RegIP and the TYNDP, which were issued in Summer 2012.

## 1.3 The Transmission Development Plan 2012

This Plan represents all the transmission projects that are progressing for the period 2012 to 2022. The Transmission Development Plan (TDP) presents EirGrid's view of how the future transmission needs are likely to change and its plan to develop the network to meet those needs over the next ten

---

<sup>5</sup> The CER approved connection offer process whereby generation connection applications are processed on a grouped or "gate" basis; the most recent being Gate 3.

<sup>6</sup> As at May 2013, three All Island Generation Capacity Statements (2011 – 2020, 2012 – 2021 and 2013 - 2022) and All Island Transmission Forecast Statement 2012 - 2018 have been published.

years. All information in this Transmission Development Plan (i.e. project details, project expected completion dates, generation with executed connection agreements, generation with live connection offers etc.) is correct as of the 31<sup>st</sup> of March 2012.

It is possible that changes will occur in some project delivery dates, in the scope of some projects or in the need for some developments. Similarly, it is likely, given the continuously changing nature of electricity requirements, that new developments will emerge that could impact the plan as presented. These changes will be identified in future studies and accommodated in future development plans, and as such, the long-term development of the transmission system is under review on an on-going basis.

This plan comprises a list of development projects that are in progress. These development projects have received internal EirGrid capital approval. There is also a description of other areas where further development projects are likely to be required.

A number of modifications to the format and structure have been introduced in this Plan relative to previously issued Plans. The main modifications are as follows:

- A new chapter “Modifications to the Plan since TDP 2010” is included
- Introduction of terminology, which aligns with the ENTSO-E TYNDP, to describe the Transmission Development Process i.e. a new project is identified to solve a network investment need which occurs due to a range of network investment drivers
- In Chapter 6 “Regional Perspective of the Plan”, planned projects are categorised on a planning area basis that aligns with the national statutory planning regions.

The modifications described in the first and last bullet points above are being introduced following responses to previous TDP consultations.

## **1.4 Data Management**

Transmission system development is continuously evolving. In order to draft a TDP that summarises transmission projects and the changes that have occurred since the last TDP EirGrid froze all project data at the end of March 2012. All project data was collected on this date.

Since the data freeze, a number of changes in projections have emerged. The Estimated Completion Dates for a number of transmission system developments have changed. These changes are noted in the project tables that are in Appendix C. The changes in project data noted in the project tables in Appendix C are for information purposes only; the data freeze date for TDP 2012 remains the 31<sup>st</sup> of March 2012.

It should be noted that the ECDs for some transmission projects are available and updated on an on-going basis at the following 2 websites:

- On the EirGrid website, Associated Transmission Reinforcements:

<http://www.eirgrid.com/customers/gridconnections/generatorconnections/associatedtransmissionreinforcements/>

- On the CER website, PR3 Transmission Capital Expenditure Monitoring:

<http://www.cer.ie/en/electricity-transmission-network-reports-and-publications.aspx?article=7e5e12b2-8502-4735-80b0-ba1ec3d973eb>

## **1.5 Planning Area Categorisation**

As power flows on the transmission system are not easily contained within specific counties, from a transmission planning perspective it is more appropriate to represent groups of counties as natural planning areas. There are 3 planning areas that best reflect the conditions and power flows on the transmission system; these are:

- The Border, Midlands & West
- The Mid-West & South-West
- The South-East, Mid-East and Dublin

These 3 planning areas are aligned with the 8 statutory planning regions in Ireland as outlined in the National Spatial Strategy. The regions and planning areas are illustrated in map below.

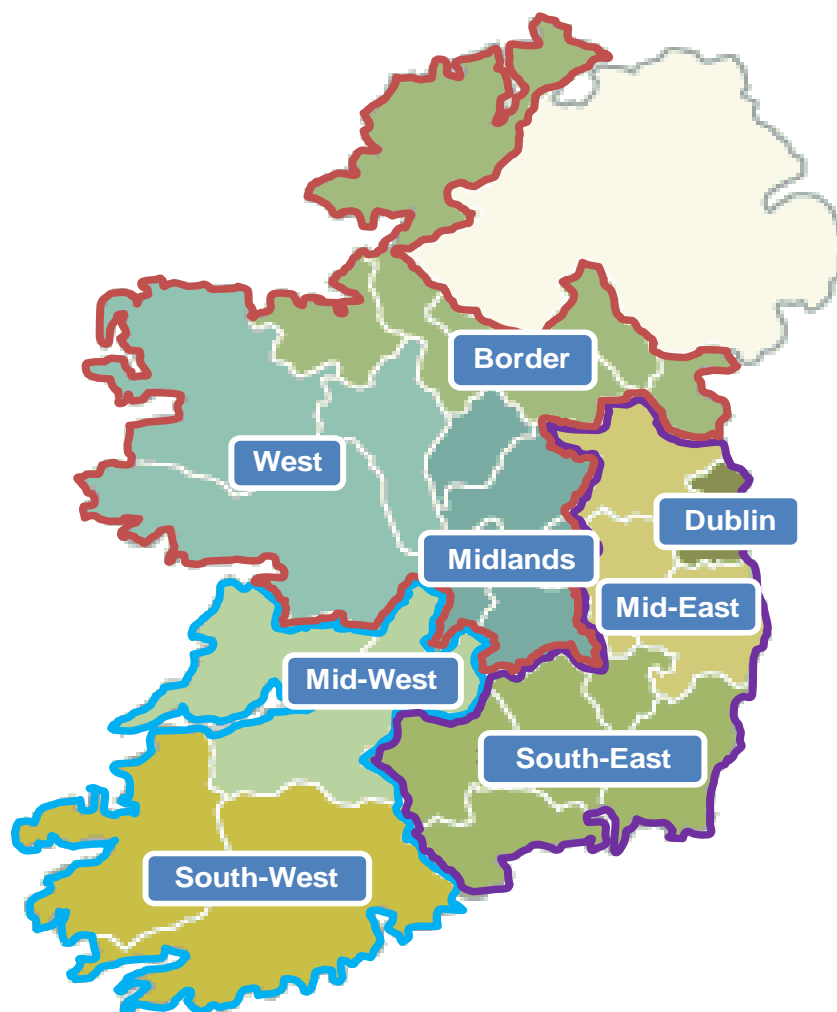


Figure 1-1 Illustration of the 3 Planning Areas and the underlying Statutory Regions

Planned projects are categorised in Chapter 6 “Regional Perspective of the Plan” on a planning area basis as defined above.

## 1.6 Document Structure

This document contains an Executive Summary, followed by seven main sections and five appendices. The structure of the document is as follows:

The Executive Summary gives an overview of the main highlights of the document and presents the plan in summary terms.

Section 1: Introduction: EirGrid’s statutory and legal obligations are introduced. The purpose and context of the plan is outlined.

Section 2: Approach & Methodology: describes the EirGrid’s approach to the network planning process and the strategies employed.



Section 3: Investment Needs: the drivers of network development are introduced and discussed, from which the needs of the network are identified through the application of the transmission development approach discussed in section 2

Section 4: Modifications to the Plan since TDP 2010: provides information on the changes to the transmission plans between TDP 2010 and TDP 2012.

Section 5: Planned Network Developments: summarises the development projects that are currently in progress. These are the transmission projects which solve the network needs identified and discussed in section 3.

Section 6: Regional Perspective of the Plan: summarises and categorises the development projects that are currently in progress by planning area.

Section 7: Summary of Environmental Appraisal Report: summarises the Environmental Appraisal Report of the TDP 2012.

Appendix A Project Terms

Appendix B Changes since TDP 2010

Appendix C Planned Network Developments

Appendix D Irish Projects in European TYNDP 2012

Appendix E Abbreviations and Glossary of Terms: provides a glossary of terms used in the document

Appendix F References: provides a list of references used in the document

## 2 APPROACH AND METHODOLOGY

### 2.1 *Development Objectives and Strategies*

An objective of EirGrid as the TSO is to develop a safe, secure, reliable, economical, and efficient electricity transmission system to meet reasonable demands for the transmission of electricity in accordance with its legal obligations.

The demands for the transmission of electricity are driven by a number of factors including but not limited to changes in electricity demand, and developments of generation and interconnection. These drivers are discussed in Section 3.

EirGrid plans the development of the grid taking account of the long-term needs and the economics of various development options. EirGrid's Grid Development Strategy, Grid25, provides an indication of the transmission development requirements out to 2025. EirGrid is working on bringing forward more defined projects to meet the needs identified. As other solution proposals emerge they will be included in future Transmission Development Plans when they are sufficiently defined and have become firm proposals.

The need for development is determined by assessing long-term future network performance against technical standards embodied in the Transmission Planning Criteria (TPC), as described in the next section. When it is established that changes on the network cannot be accommodated without violating the deterministic criteria, a wide range of issues is taken into account in selecting a transmission enhancement strategy. These include long-term economic assessments that attempt to take into account the costs and benefits associated with each of the viable transmission reinforcement options.

The factors considered in selecting the optimum development project are described in Section 2.4 under "Select Optimum Development Project". In considering these factors, EirGrid adopts a number of high level strategies to optimise development, as described below.

By making more effective use of the existing system, EirGrid can delay large investment or avoid the need for additional circuits. Examples of this strategy include:

- Using higher capacity conductors to uprate existing lines and allow greater power flows;
- Installing a phase shifting transformer in Dublin to manage power flows on cables and delay the need for additional cables;
- Using relatively low cost capacitors to support voltages, thus delaying until necessary larger investment in lines and stations;
- Installing 400/220 kV and 220/110 kV stations rather than new lines where economically viable to relieve the stress on the underlying 220 kV and 110 kV networks and make better use of the capacity of the high voltage networks; and

- Consideration is also given to applications for temporary derogations in scenarios where the cost of development is unduly onerous.

When assessing development options to address future potential network needs, EirGrid considers the impacts of each possible option on other potential development needs. In some cases a proposed project will meet one or more other development requirements and may prove more economic and have less impact on the environment than multiple projects. Therefore, EirGrid seeks to find single development projects to meet multiple network requirements where possible.

When examining alternative developments EirGrid considers the effectiveness of the options in meeting the longer-term needs. In some cases it may be more cost-effective to choose a project with a higher upfront cost that will perform better in the long-term and may obviate the need for further development. Where a more costly development is needed in the long-term, EirGrid will seek ways to phase the project. For example, a 400 kV project could be selected for its long-term benefits even though the immediate requirement is for a 220 kV solution only. In some cases, where economic to do so, a line could be constructed as a 400 kV line but initially operated at 220 kV thus deferring the more expensive 400 kV station equipment costs until the line is energised at 400 kV at a later date.

The future operation of the network is considered when evaluating options for meeting future transmission requirements to ensure that the flexibility required for an efficient market is not unduly compromised.

Overhead lines are generally the preferred means to provide new transmission circuits<sup>7 & 8</sup> as they are more readily maintainable and repairable and so provide a more reliable<sup>9</sup> and less expensive means of supply than underground cables<sup>10 & 11</sup>. Underground cables are considered where appropriate such as in city centres or urban areas. However consideration is given to these and other technological alternatives in specific respect of every project.

## **2.2 The Transmission Planning Criteria**

The requirement for grid development is identified when simulation of future conditions indicates that the transmission planning standards would be breached. These standards, which are in line with international standards, are set out in the Transmission Planning Criteria (TPC) and can be accessed on EirGrid's website, [www.eirgrid.com](http://www.eirgrid.com) (under "Publications").

---

<sup>7</sup> The Ecofys Report ('Study on the Comparative Merits of Overhead Electricity Transmission Lines Versus Underground Cable' is available for viewing on the website of the Department of Communications, Energy and Natural Resources at [www.dcenr.gov.ie/Energy](http://www.dcenr.gov.ie/Energy)

<sup>8</sup> International Expert Commission (IEC) Report: The Review by the International Expert Commission is available for viewing on the website of the Department of Communications, Energy and Natural Resources at [www.dcenr.gov.ie/Energy](http://www.dcenr.gov.ie/Energy)

<sup>9</sup> CIGRÉ report Update of Service Experience of HV Underground and Submarine Cable Systems, 2009.

<sup>10</sup> Standard charges for electricity transmission are published annually by the Commission for Energy Regulation at [www.cer.ie](http://www.cer.ie)

<sup>11</sup> Parsons Brinckerhoff Report (Electricity Transmission Costing Study, January 2012)

These criteria are deterministic as are those generally used throughout the world in transmission planning. They set out an objective standard which has been found to deliver an acceptable compromise between the cost of development and the service delivered. Transmission investment planning consists of many different decisions to address varying problems. Rather than attempting to carry out subjective benefit analysis in each case it is preferable to plan to meet an objective standard and carry out analysis of the range of options available to comply with the standard.

Once a violation of the criteria has been identified, a wide range of issues are taken into account in selecting a transmission enhancement strategy as described in Section 2.4 of this document. The objective is to come up with investment plans that meet the transmission requirements in an efficient and cost effective manner in compliance with the principles of the TPC.

The criteria include standards for voltage range and deviations, maximum thermal loading of grid equipment, system security, dynamic stability and short circuit levels. The grid must operate within these specified standards for intact network conditions, and following an unexpected outage of any circuit or generator. This also applies during maintenance outages of any other lines, cables, transformers or generators.

Table 2-1 indicates the contingencies normally tested for three separate demand scenarios. The Winter Peak represents the forecast maximum annual demand. The Summer Peak, which refers to the average week-day peak value between March and September inclusive, is typically 20% lower than the winter peak. This demand level is of interest because although the overall grid power flow may be lower in summer than in winter, this may not be the case for flows on all circuits. In addition, the capacity of overhead lines is lower because of higher ambient temperatures. Finally, network maintenance outages, normally taken in the March to October period, can deplete the network, further reducing its capability to transport power.

Contingency	Winter Peak	Summer Peak	Summer Valley
Loss of any single item of generation or transmission plant	✓	✓	✓
Overlapping single contingency and generator outage	✓	✓	✓
Trip-Maintenance i.e. loss of any single item of generation or transmission plant when another circuit is out on maintenance	x	✓	✓

*Table 2-1 Contingency types tested for different demand scenarios*

The Summer Valley is the annual minimum which generally occurs in August. Annual minimum demand is typically 36% of the annual maximum demand. Analysis of summer valley cases is concerned with the impact of low demand and corresponding low levels of generation. This minimum condition is of particular interest when assessing the capability to connect new generation. With local

demand at a minimum, the connecting generator must export more of its power across the grid than at peak times.

## **2.3 Planning and Environmental Considerations**

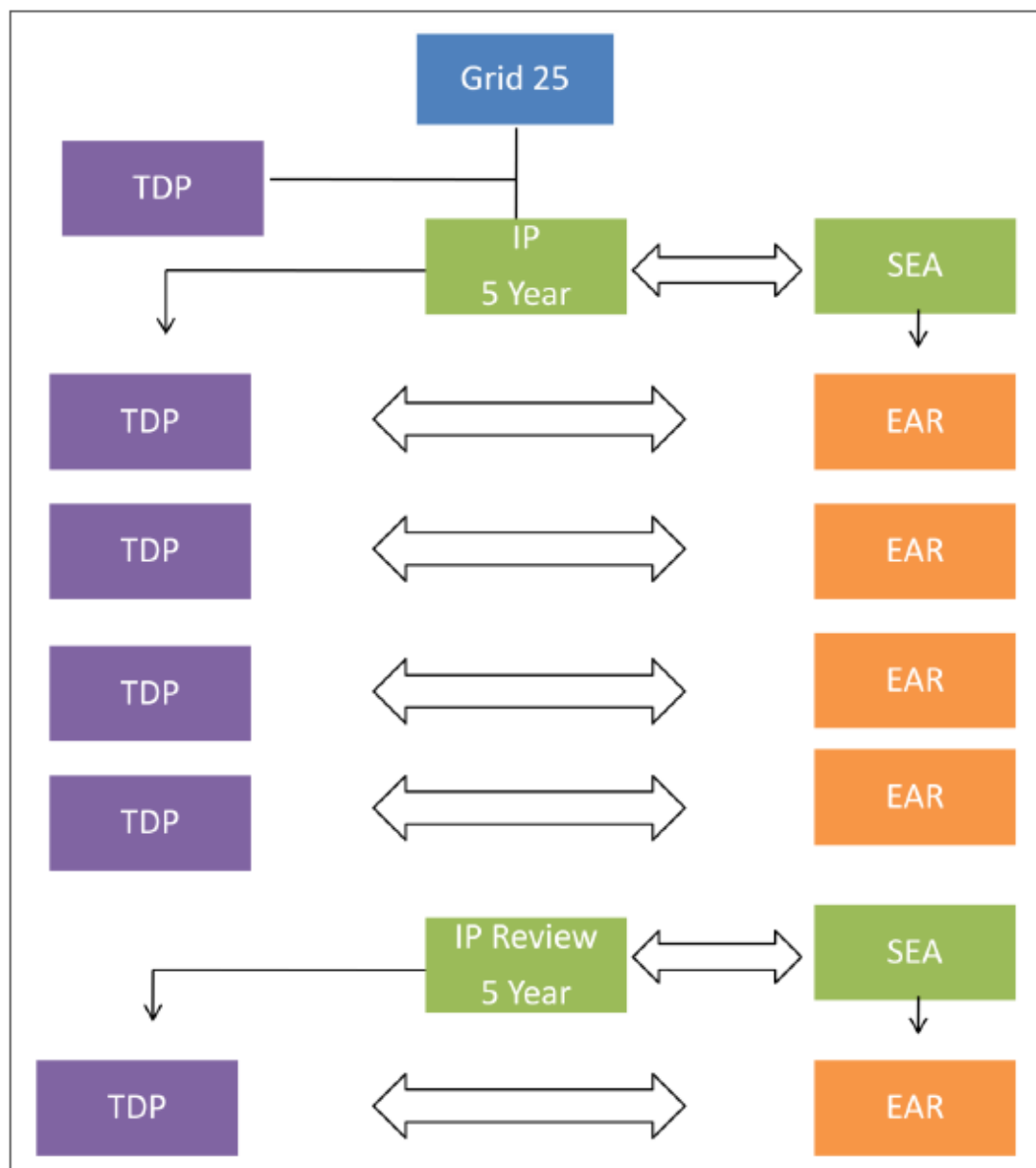
### **2.3.1 A Dynamic Process**

EirGrid published Grid25 in October 2008 and the resultant TDP 2008-2012 marked the beginning of a series of updates that describe current plans to implement that strategy. The TDP is a continuously evolving document that mediates between strategic medium to long-term objectives and the annually emerging practicalities of those projects that are required to sustain or improve the availability and reliability of power.

Strategic Environmental Assessment is a systematic process of predicting and evaluating the likely significant environmental effects of implementing a proposed plan or programme in order to ensure that these effects are adequately addressed at the earliest stage. A Strategic Environmental Assessment (SEA) has been prepared and adopted by EirGrid in respect of the Grid25 Implementation Programme (IP) (2011-2016) which outlines a practical strategic overview of how the early stages of Grid25 are intended to be implemented. The purpose of the SEA is to anticipate and avoid, where possible, potential adverse environmental impacts arising from the IP.

The IP and associated SEA will have a 5 year lifespan, with review and drafting process for the subsequent IP and SEA commencing within the final year of that lifespan i.e. 2016. However, the content of these documents will be subject to ongoing review and update over the period of *Grid25*, in the context of the preparation of Transmission Development Plans. In this regard, an Environmental Appraisal Report (EAR) has been produced to accompany this TDP, and will be produced to accompany subsequent TDPs, to demonstrate how that TDP is in accordance with the provisions of the IP and SEA, or to identify any updates to these documents. This relationship is set out graphically at Figure 2-1.

The TDP 2012 – 2022 has been subject to an Environmental Appraisal and has been assessed as being in accordance with the provisions of the IP and SEA (please refer to Section 7 Summary of Environmental Appraisal Report and the accompanying document to this TDP titled Environmental Appraisal Report of the Transmission Development Plan 2012 - 2022).



*Figure 2-1 Structure for Grid25 strategy and associated Implementation Programme, SEA, Transmission Development Plan and associated Environmental Appraisal Report (extract from EirGrid Grid25 Implementation Programme 2011-2016)*

### 2.3.2 Planning Considerations

Statutory Consent for transmission projects is sought on a project-by-project basis as required under the Planning and Development Acts 2000 to 2011. At the outset, An Bord Pleanála (ABP) determines if a proposed development falls within the scope of Section 182A of the Planning and Development Acts 2000 to 2011, which relates to Strategic Infrastructure Development. If it does fall within Section 182A, an application for approval is made directly to the Strategic Infrastructure Division (SID) of An Bord Pleanála. If An Bord Pleanála

determines that the proposal does not fall within Section 182A, an application for Permission must be made to the relevant Local Planning Authority.

The competent Planning Authority (An Bord Pleanála or Local Planning Authority) will determine whether the application for development is in accordance with the principles of proper planning and sustainable development. These considerations include:

- EU directives and governing Statutory and Strategic Policy;
- Conformity with the provisions of key documents such as relevant Development Plans and Regional Planning Guidelines;
- Input from Prescribed Bodies such as the relevant Local Planning Authority, Department of Communications, Energy & Natural Resources, Department of the Environment, Community & Local Government, and National Parks and Wildlife Service (NPWS) of the Department of Arts, Heritage and the Gaeltacht;
- Requirements to protect designated areas on account of their ecological, cultural, archaeological, visual, or other sensitivity and/or significance.

EirGrid has developed a five-stage Project Development and Consultation Roadmap for its larger high voltage transmission infrastructure projects. Each stage of the process of project development includes appropriate public and stakeholder consultation. The Project Development and Consultation Roadmap is detailed in Figure 2-2 below.



Figure 2-2 - EirGrid Project Development and Consultation Roadmap

In addition to this, a number of EirGrid projects comprise line and substation updates, such as re-stringing of overhead lines, or replacement of busbars. Under the current Planning and Development legislation, such works may comprise exempted development – development which does not require a prior Grant of Approval or Permission. EirGrid currently undertakes a process to confirm both its consideration of the exempted status of such works, as well as a Screening for Appropriate Assessment, which is a Statutory obligation under the current Birds and Habitats Legislation. This process can include an application to the relevant Planning Authority for a Statutory Declaration of Exempted Development.

The Programme Management Office of EirGrid includes experienced professional planning and ecological consultants to assist in the development of transmission infrastructure



development projects, and in other aspects of grid development, from a planning and environmental perspective.

### **2.3.3 Environmental Considerations**

Applications for Statutory Consent are accompanied – where required or relevant – by an Environmental Report (ER) or Environmental Impact Statement (EIS), and include Appropriate Assessment (AA) to comply with Statutory requirements under legislation related to the Environmental Impact Assessment Directive and the Habitats Directive. These requirements are transposed into Irish law in the Planning and Development Acts 2000-2011 and associated Regulations 2001-2011. As noted above, exempted development is also subject to Appropriate Assessment as it is now a requirement for EirGrid, as a designated Public Authority, to screen all plans or projects for Appropriate Assessment under the European Communities (Birds and Natural Habitats) Regulations 2011.

#### *Environmental Impact Assessment*

Environmental Impact Assessment (EIA) is the process of examining the environmental effects of projects, from consideration of environmental aspects at design stage, to preparation of a non-Statutory Environmental Report (ER), through to preparation of an Environmental Impact Statement (EIS). Projects where an EIS is mandatory are identified in Annex I of the EIA Directive. This includes transmission of electricity by overhead cables where the voltage is 200 kV or more and a length of more than 15 km. An EIS may be required for sub-threshold development where likely significant impacts on the environment are identified by the relevant Planning Authority or An Bord Pleanála.

The content and scope of the EIS is defined by the EIA Directive; however, detail varies between projects depending on local environmental sensitivities.

#### *Appropriate Assessment*

In tandem with the process of EIA, the process of Appropriate Assessment (AA) must be conducted. Where a high voltage transmission infrastructure project, alone or in combination with other plans or projects, is likely to have significant impacts on designated nature conservation sites of European importance (Natura 2000 sites) i.e. Special Areas of Conservation (SACs) and Special Protection Areas (SPAs), or the risks of such effects cannot be excluded during a Screening process, an AA is required under the Habitats Directive. The overall AA process is different from EIA as it is a four stage process, which only addresses ecological impacts to designated Natura 2000 sites.

Stage 1: Screening - identifies potential significant impacts on Natura 2000 site(s). If potential significant impacts cannot be ruled out without the application of mitigation measures, then a full Appropriate Assessment is needed.

Stage 2: Appropriate Assessment – identifies potential impact on the integrity of the site(s) and assessment of proposed mitigation measures. The AA is based on survey work and best available scientific evidence. A Natura Impact Statement (NIS) is prepared and included (as a separate document) with the EIS.

Stage 3: Assessment of alternative solutions – identifies alternative ways to proceed with the project that would avoid any likely significant adverse impacts on integrity of Natura 2000 site(s) which are identified in the Stage 2 AA.

Stage 4: Assessment where no alternative solutions exist and where adverse effects remain - assessment of compensatory measures where, in light of assessment of Imperative Reasons of Over-riding Public Interest (IROPI), the project is allowed to proceed.

### **2.3.4 Environmental Constraints Mapping**

EirGrid has moved to copper-fasten the incorporation of planning and environmental considerations into the TDP by ensuring that environmental considerations are incorporated into the conception, development and design of projects. This has been implemented through the development of new planning instruments, including a comprehensive national mapping of planning and environmental sensitivities (Environmental Constraint Mapping) to guide high-level strategies and plans.

### **2.3.5 Emerging Practice**

The most immediate effect of these developments has been a broadening of the range of the main alternatives that are considered at the earliest stage of project planning, in accordance with EirGrid's Project Development and Consultation Roadmap process. Where relevant, projects commence with high level technical, planning and environmental considerations of alternative strategies for dealing with the particular identified challenge. Such alternative strategies include transmission network configuration; re-use of existing routes; and overhead, underground or underwater solutions.

These considerations result in the development of general routing studies which set out spatially-specific alternatives based on this analysis. These are then progressed by systematic analysis and comparison, in consultation with relevant stakeholders, until an emerging preferred route is identified. This route is then refined and the design is developed to become the subject of an application for Statutory Consent. As noted above, the process of project development occurs to the greatest extent practicable or appropriate in consultation and engagement with the general public, Statutory and non-Statutory stakeholders, affected landowners, the relevant Planning Authority, and An Bord Pleanála (where a project is deemed to constitute Strategic Infrastructure Development (SID)).

## **2.4 The Network Development Planning Process**

The network development planning process is of necessity a dynamic process as requirements for transmission services are continuously evolving. The Development Plan is a snap shot in time of the development needs in the process. Figure 2-3 illustrates the various stages in the Network Development Process which are described below. Figure 2-3 also illustrates the correlation of the phases of the Network Development Process and the stages of the Project Development and Consultation Roadmap shown in Figure 2-2.

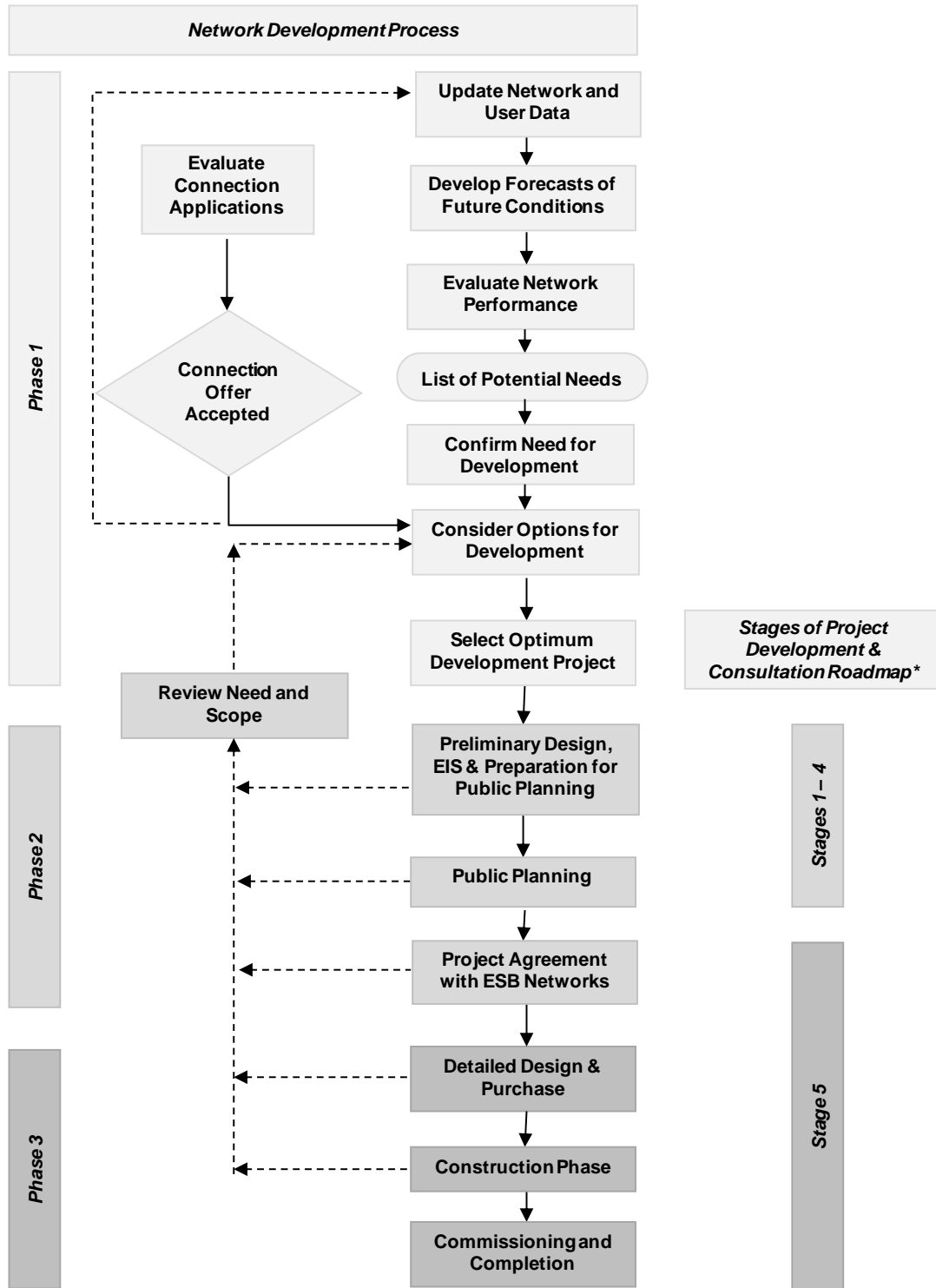
*Update the Network & User Data:* The beginning of the process involves reviewing and updating the network and user information that defines the network model.

*Develop Forecasts of Future Conditions:* This involves reviewing and making projections of the main drivers as outlined in Section 3. The projections are incorporated into models of the future network.

*Evaluate Network Performance:* The network models are used to assess the future long-term performance of the network against the standards set out in the Transmission Planning Criteria (available on EirGrid's website, [www.eirgrid.com](http://www.eirgrid.com), under "Publications"). System studies identify areas of weakness which may require development. The studies include an assessment of various factors such as: diverse demand levels and generation dispatches; different interconnection power transfers; generation closure; and network stability. Market models are used to indicate future generation and exchange patterns. Analysis of potential long-term needs provides useful information when considering solution options as it enables the selection of a more optimum solution and avoids sub-optimal incremental development.

*Evaluate Connection Applications:* An analysis of shallow connection and associated deep reinforcements is carried out for generation and demand applications that are processed. EirGrid processes generation applications on a grouped or individual basis depending on the type of application submitted. The CER decides which generation applicants are processed and how they are processed. EirGrid makes a connection offer to every demand applicant on an individual basis.

*Connection Offer Accepted:* If the applicant signs the connection agreement the shallow connections are progressed, while the deep reinforcement options are considered for optimisation. In some instances, EirGrid will progress plans for deep reinforcements prior to offer acceptance to ensure that the grid is developed in good time.



\* An outline of the Stages of EirGrid’s Project Development and Consultation Roadmap is shown here in the Network Development Process Flow Chart to illustrate the correlation between the two. Refer to Figure 2-2 for the details on the Stages in the Roadmap.

*Figure 2-3 Flow Chart of Network Development Process showing correlation with the Stages in the Project Development and Consultation Roadmap*

**Confirm Need for Development.** The previous stages provide a list of potential problem areas that may arise in the future. In some cases there may not be an immediate need to progress a

solution. Therefore, at the appropriate time, a detailed review is carried out on each problem to determine if there is a definite requirement for development.

*Consider Options for Development:* Once the need is confirmed, a list of potential options will be developed. Each option will be evaluated to ensure it meets the statutory requirements.

*Public Consultation:* The public is consulted and their input is sought on matters affecting them regarding the proposed development. The main goals are improving the efficiency, transparency and public involvement in the proposed project. The process usually involves notification - to publicise the matter to be consulted on; consultation - a two-way flow of information and opinion exchange; as well as participation.

*Select Optimum Development Project:* Where more than one technically feasible option is available, the selection of the optimum project is required. This involves the consideration of many factors including:

- Compliance with the Transmission Planning Criteria;
- Meeting the government's and EU objectives;
- Environmental and societal impacts;
- Economics of alternative development options;
- Project lead-times and feasibility of options;
- The impact of constraints in the transmission system on generation costs;
- Flexibility in scheduling generation to support the operation of an effective market;
- Alignment with the Grid Development Strategy;
- Robustness to accommodate alternative future needs;
- The impact on transmission operations, protection and maintenance;
- Co-ordination with the DSO's requirements;
- The impact of alternative development plans on distribution costs; and
- Synergy with refurbishment projects.

The challenge for EirGrid is to find robust solutions that deliver the best long-term value to the customer taking account of these factors and of the uncertainties in demand and generation projections. Uncertainty in generation not only relates to location and size of new connections but also to the operation level of all connected generators.

After careful analysis and internal review a preferred option is put forward as a solution. Internal approval is sought to progress the project to the next stage.

*Preliminary Design, Environmental Impact Statement and Preparation of Planning Applications:* This phase includes a number of tasks; preparation of preliminary designs, site selection, route surveys and meetings with stakeholders (landowners, local representative bodies and the general public). For developments that require Planning Permission this stage includes a number of additional tasks; preparation of Planning Applications to the relevant statutory authorities and preparation of an environmental impact statement, which is required to comply with environmental legislation.

*Public Planning:* The Strategic Infrastructure Act 2006 introduces a new strategic consent process for major infrastructure of national and public importance. Persons seeking permission for electricity transmission infrastructure (110 kV and greater) will apply directly to An Bord Pleanála for approval of the scheme. The public, the Local Authority (including the elected members) and interested stakeholders will be consulted or otherwise will be given an opportunity to provide input to the application process and their views taken into account.

Some projects do not comprise strategic infrastructure, and an application will be lodged with the relevant planning authority. The planning authority decides whether or not to grant planning permission for the project. If planning permission is granted it may be subsequently appealed to An Bord Pleanála.

Once planning permission is secured by either of the above processes, the requirement for the project is reviewed and the project cost is re-evaluated before progressing to the next phase.

*Project Agreement with ESB Networks:* Under the Infrastructure Agreement, EirGrid and ESB Networks conclude a Project Agreement for detailed design and construction of each committed project. The Project Agreement contains a project description, the outline design and functional specification, and a description of the methods by which the project will be realised within the agreed timescale and budget.

The next three stages are undertaken by ESB Networks. EirGrid has a client engineering role throughout these phases.

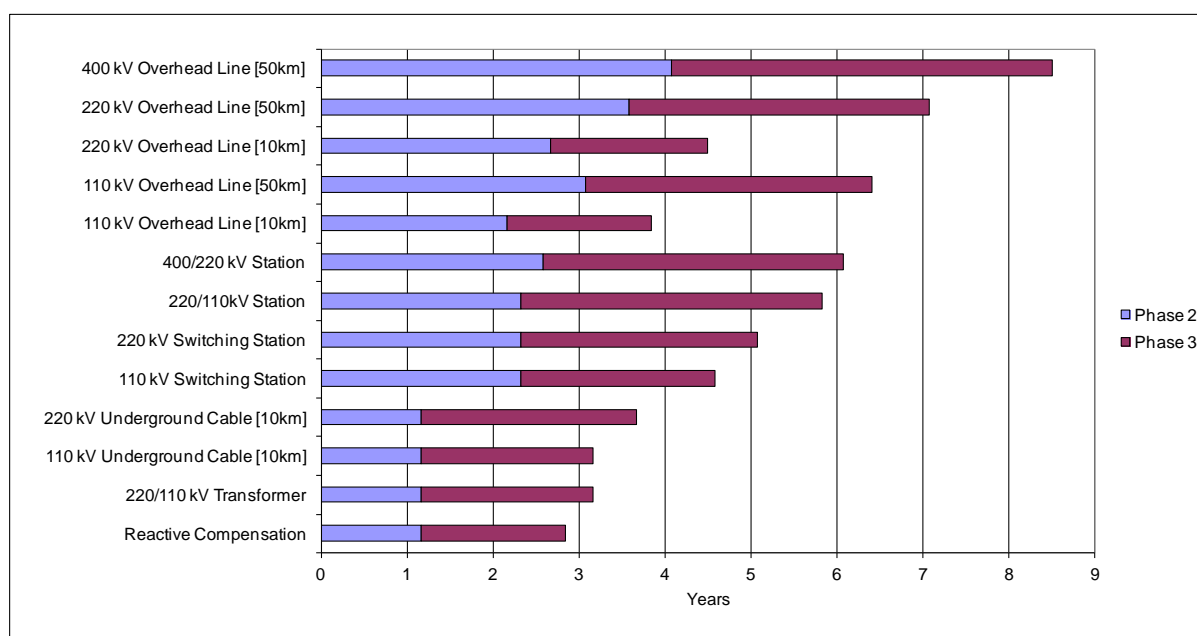
*Detailed Design and Purchase:* When statutory consents are secured where necessary and internal approval obtained to proceed to construction, the materials are procured, station sites are finalised where necessary, and construction arrangements put in place.

*Construction Phase:* Once the detailed design and purchase are completed, construction is carried out.

*Commissioning and Completion:* When the development is constructed it must undergo commission testing and approval before going into operation. This is to ensure that equipment is safe, will operate as per design and that signals and controls are correctly installed.

*Review Need and Scope:* The process is presented above in a sequential format for explanatory purposes. It is in fact a dynamic and non-linear process, i.e. there are opportunities at various stages for a review and possible change of the project scope. For example, the process includes a review following the planning process when more accurate project costs based on an actual route are obtained. If, for example, these turn out to be significantly higher than estimated, the project justification and selection would be reviewed. If planning permission is not granted, or if there are particular difficulties during construction, then it would be necessary to reassess the project. If the original assumptions underlying the project justification change dramatically at any time, the project would be reviewed. This allows investments to be optimised and ensures that the network development plan matches network reinforcement requirements as closely as possible.

Figure 2-4 shows the typical lead-times for various types of development projects from the decision to proceed with a selected project, i.e. at the end of Phase 1, to final completion. Phase 2 includes preliminary design and public planning and the periods are based on estimates made by EirGrid. Phase 3 includes detailed design, procurement, construction, commissioning and energisation. The Phase 3 timelines are based on standard lead-times and estimates received from ESB Networks. The periods quoted for underground cables assume that they do not require planning permission; however, under new planning legislation published in 2011, cables may be de-exempted in circumstances where appropriate assessment is required.



*Figure 2-4 Typical Lead-times for Development Projects*

Timelines for two different lengths of 110 kV and 220 kV overhead lines are given to illustrate the possible range. It should be noted that the timelines for all circuits include the provision of bay

equipment at both ends of the circuits, and that switching stations do not include transformers or equipment at other voltages.

The values in the chart are based on all consents being un-contentious and uninterrupted access to sites. Because of the uncertainty in the public planning process and land access these lead-times should be considered indicative only, and may be considered optimistic.

## 2.5 Refurbishment Planning Process

Refurbishment consists of major overhaul of equipment to extend the life of transmission assets. For some equipment, replacement rather than refurbishment may be the most appropriate action when all factors are considered. Examples of such factors include safety and environmental considerations, age, increasing fault frequency, increasing cost and complexity of maintenance, lack of spares, and plant obsolescence. Where action is required on the basis of condition it is referred to as a refurbishment project for simplicity, regardless of whether replacement or refurbishment is chosen.

The process of network refurbishment is illustrated in Figure 2-5 with each of the steps described below. The main inputs into the process are represented by the two blocks titled “Initial Condition Assessment” and “Performance and Technology Review”.

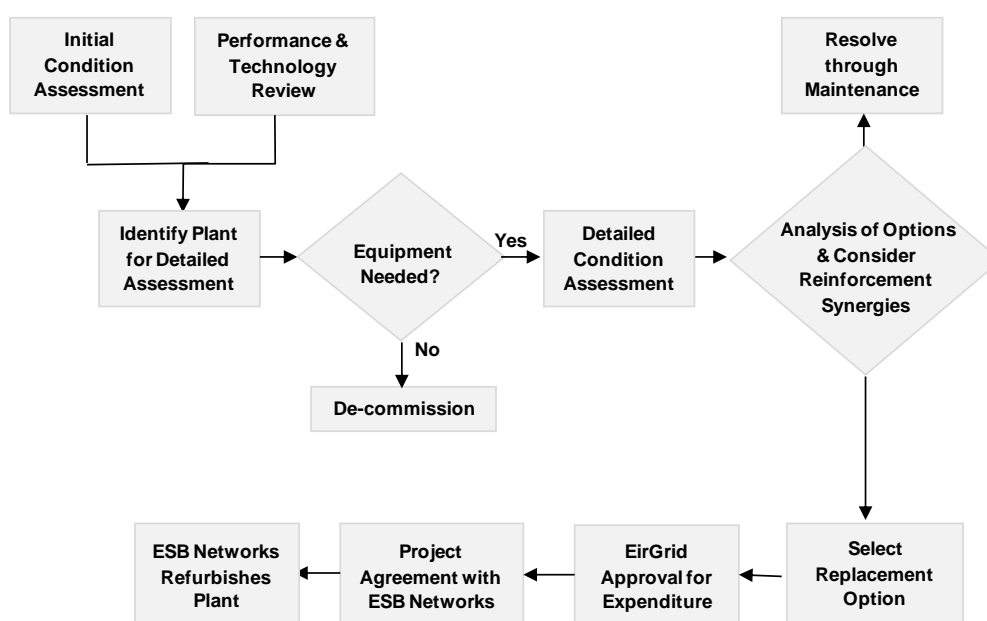


Figure 2-5 Flow Chart of Network Refurbishment Process

*Initial Condition Assessment:* Most transmission maintenance is condition based. Consideration may be given to a refurbishment programme when regular condition assessments identify that the condition of a significant amount of plant is showing signs of deterioration which would otherwise require costly, special or excessive amounts of maintenance to rectify.



*Performance and Technology Review:* The performance reviews are undertaken on an ongoing basis and the results are used to identify if a particular asset or a family of equipment type is not performing as well as expected. Technology reviews determine if any of the installed equipment is obsolete or if it is still adequate to provide the necessary performance and able to interact with the rest of the system.

*Identify Plant for Detailed Assessment:* Input from the first two activities result in the creation of a list of plant requiring a detailed assessment of their condition.

*Equipment Needed:* Before embarking on a detailed assessment program the continued need for the equipment is established.

*De-commission:* If the equipment is no longer required, it may be permanently isolated from the system and/or removed completely.

*Detailed Condition Assessment:* The detailed assessment of the condition of the relevant asset or plant will identify which individual items of plant, if any, need to be replaced. This could include for example, in the case of overhead lines, the replacement of individual pole-sets, insulators and hardware at selected locations and the replacement or strengthening of selected angle tower foundations. In the case of stations, such a detailed condition assessment would identify the requirement for the replacement of selected items of high voltage plant, protection and control equipment, vintage civil works etc.

*Analysis of Options & Consider Reinforcement Synergies:* Based on the detailed condition assessment report the economic merits of a full refurbishment project versus a special maintenance project (or enhanced maintenance) will then be considered. Analysis of refurbishment options could include for example: the like-for-like replacement of old switchgear; or the use of more modern switchgear; or the construction of a new station to replace the old one. Following the analysis, a decision is made to resolve the problem either through maintenance or through a refurbishment project. Having identified the refurbishment options, an analysis is then carried out to determine if synergies exist between the refurbishment and potential reinforcement projects. In the case of overhead line projects for example, the refurbishment project may provide the opportunity to uprate the line to meet future load requirements. The decision would be based on an economic appraisal that compares the option of uprating the line early during the refurbishment works with the option of uprating later as a stand-alone project. Likewise in station refurbishment projects, the opportunity may be taken to uprate busbars and switchgear or upgrade protection equipment, if economic to do so.

*Resolve through Maintenance:* It may be that maintenance of the existing asset is all that is required to extend its life. If this is the case and it is the most cost effective option, maintenance can normally be carried out and the asset returned to service relatively quickly.

*Select Replacement Option:* The chosen option is determined by factors such as cost, economic trade-off, remaining useful life of the asset, environmental considerations, system safety, security and reliability. A final scope of work for the selected option is developed and an estimated cost prepared.

*EirGrid Approval of Expenditure:* The final scope with estimated costs for the refurbishment project is submitted for internal approval.

*Project Agreement with ESB Networks:* Under the Infrastructure Agreement, EirGrid and ESB Networks conclude a Project Agreement for detailed design and construction of each committed project. The Project Agreement contains a project description, the outline design and functional specification, and a description of the methods by which the project will be realised within the agreed timescale and budget.

*ESB Networks Refurbishes Plant:* Following project agreement ESB Networks carries out the refurbishment works. EirGrid has a client engineering role during this phase of the project.

## 3 INVESTMENT NEEDS

### ***3.1 Strategic Context of Transmission Network Investment***

Electricity is a key factor of production and the ability to provide a secure, reliable and stable electricity supply is seen as essential to enabling economic activity and economic growth.

Consequently, the development of the electricity system is influenced by national and European Union imperatives that focus on ensuring security of electricity supply; ensuring the competitiveness of the national economy; and ensuring the long-term sustainability of electricity supply in the country. These national and EU imperatives are reflected in policies and their stated policy objectives.

Security of supply is concerned with generation adequacy and the availability of generation to meet the fluctuating demand needs over time. In this respect, security of supply is enhanced by having access to a broader number of generators, and a broader range of primary energy types and sources. Hence, electricity policy would seek to promote broadening the country's access to generation and would hence seek to promote further interconnections with neighbouring countries.

Security of supply is also concerned with the reliability of the transmission network. Policy therefore seeks to promote the timely development of the transmission network to maintain an acceptable level of performance and reliability, thereby ensuring that transmission network performance is not a barrier to economic development.

In addition to being secure, reliable and stable, electricity supply needs to be competitively priced. This is achieved, on the one hand, by ensuring that the production cost is as low as possible, and on the other hand, by ensuring that the infrastructure investments required to deliver the electricity to areas where it is consumed are cost-effective and optimally timed.

Low or competitively priced electricity is viewed as the product of a competitive electricity market. As a result, electricity policy generally seeks to promote increased competition. This is achieved, from a transmission infrastructure perspective, through further market integration i.e. removing network constraints and broadening the market by interconnecting to neighbouring electricity markets.

Ireland is heavily reliant on imported fossil fuels for the generation of electricity. The long-term sustainability of the Irish economy is impacted by the sustainability of the fossil fuels upon which it relies. Furthermore, the production of greenhouse gasses as a result of the burning of fossil fuels has a long-term environmental impact and is not seen to be environmentally sustainable. These two factors therefore drive the integration of energy produced from renewable sources.

### ***3.2 Drivers of Transmission Network Investment***

The Irish electricity supply industry and its development take their direction from a number of broad national and European Union imperatives or strategic objectives. These set the context for the capital investments that are made in the Irish transmission network and may be summarised as follows:

- Ensuring the security of electricity supply;
- Ensuring the competitiveness of the national economy; and
- Ensuring the long-term sustainability of electricity supply in the country

In order to achieve these strategic objectives, it is necessary to continue to invest in the development and maintenance of the electricity transmission system. Specific drivers of investment in transmission network infrastructure are therefore identified, and may be described as:

- Securing transmission network supplies;
- Promoting market integration; and
- Promoting the integration of Renewable Energy Sources (RES).

Each of these drivers is discussed in further detail below:

### 3.2.1 Security of Supply

Security of supply generally addresses two separate issues:

- The availability of primary energy resources to generate sufficient electricity to meet demand; and
- The ability of the transmission network to reliably transport electrical energy from the generators where it is generated to the demand centres where it is consumed.

From the perspective of meeting the strategic objective of ensuring the security of electricity supply, the Transmission Development Plan (TDP) is aimed at addressing the security of supply issues that relate to the transmission network. Therefore, for this document, security of supply is taken to mean the ability of the transmission network to reliably transport electrical energy from where it is generated to the demand centres where it is consumed.

### 3.2.2 RES Integration

Developing renewable energy is an integral part of Ireland's sustainable energy objectives and climate change strategy. With lower or no net emissions from renewable energy sources compared to fossil fuels, renewable energy sources contribute to the decarbonisation of the energy supply and reduction in greenhouse gases emissions.

They also contribute to energy security, being, for the most part, an indigenous energy source. In a period of increasing and volatile energy costs renewable energy sources can also contribute to cost competitiveness by reducing dependence on imported fossil fuels.

Irish renewable energy policy is framed in the context of European and other international targets:

- In June 2009 the European Commission published EU Directive (2009/28/EC) on the promotion of the use of energy from renewable sources.
- The Irish government in the Energy White Paper has set the target for renewable energy in electricity generation as a total contribution to gross electricity consumption of 40% by 2020.

In order to fulfil both European and national renewable targets, many RES-related projects are expected to be initiated throughout the period of this plan as part of the Group Processing Approach. Many of these projects are located in rural areas where the transmission network is less developed. Therefore, there are significant challenges in

extending and reinforcing the grid to connect new RES and resolve the associated pressure placed on the electricity transmission system in these rural areas.

### **3.2.3 Market Integration**

In the European context, market integration is based on the view that the more integrated the EU electricity markets, the more the flow of electrical energy from areas where it is cheap to produce to areas where it is more highly valued will be facilitated.

Other benefits would include:

- The facilitation of increased penetration from variable inputs like wind via greater network interconnection;
- A more competitive electricity market aimed at driving electricity prices down;
- Improved efficiency and more optimal use of existing transmission capacity; and
- The provision of improved network security across the EU

The integration of RES and other forms of low carbon generation significantly increases the power exchange opportunities across the region. Differences in national targets and incentives, combined with the various availabilities of renewable sources across Europe are expected to lead to greater penetration of RES in certain areas when compared to others highlighting the need to reinforce the transmission grids between and within the countries.

## **3.3 Network Development Needs**

To ensure adequate security of electricity supply; further market integration; and the integration of renewable energy sources, it is necessary to provide ongoing and timely reinforcement of the Irish electricity transmission system.

EirGrid has a statutory duty to support the development of the Irish economy and society by ensuring the network is able to support all reasonable demands for electricity. In addition, it is a requirement for the system operator to enter into agreement for connection with parties seeking to connect to the system under such terms approved by the Commission for Energy Regulation.

Therefore, as demand or generation changes; or as the transmission system become more interconnected with neighbouring systems; or as new demand or new generation are connected; the flow of electrical energy throughout the transmission system changes. To accommodate these changes in power flows it is often necessary to reinforce the transmission network to ensure adequate performance and reliability levels are maintained.

In addition, the condition of assets are also a factor where the timely maintenance or replacement (where necessary) are required to ensure an adequate level of security of supply.

As stated previously in section 2.2, the primary measure of whether the transmission network meets the required levels of reliability is to compare its performance with the requirements of the Transmission Planning Criteria (TPC)<sup>12</sup>. The TSO licence granted to EirGrid by the CER specifically requires EirGrid to ensure the maintenance of and, if necessary, develop the transmission system in accordance with the Transmission System Security and Planning Standards, also known as the Transmission Planning Criteria.

It is possible to separate the resulting reinforcement needs into a number of categories, namely:

- Reinforcements required to support changes in, or connection of, new demand;
- Reinforcements required to support changes in, or connection of, new generation;
- Reinforcements related to interconnection;
- Reinforcements to facilitate inter-regional power flows; and
- Reinforcements to address the condition of existing assets.

Figures 3-2 and 3-3 illustrate the areas of change on the network and the resultant network development needs over the period of this plan.

Each of the areas of change is discussed in further detail below.

### **3.3.1 Changes in Demand**

Demand for electricity can change gradually in an area due to a general increase in economic activity and a resultant greater use of electricity in industrial units, commercial buildings, farms and houses. Alternatively a large demand customer may connect to the transmission system, or close, causing a step change in demand. The demand customer could be a large industrial plant or a new DSO station. Both the generic demand growth and the connections of new demand may give rise to higher power flows and may trigger the need to reinforce the grid as a result.

Additionally, some grid works will be required to make the connection of new large demand customers to the grid whether connecting to an existing or new station.

Closure or reduction in the size of demand facilities can reduce the power flows on lines feeding the load. However, in certain cases where the demand is absorbing local generation and reducing the amount of generation exported from the area, the closure can lead to increased power flows.

---

<sup>12</sup> Referred to as the Transmission System Security and Planning Standards in the Transmission System Operator Licence, CER, CER/06/123, 29 June 2006

While economic activity has declined sharply in the recent past, it is expected that over the period of this TDP and beyond there will be a return to growth, albeit at more modest levels than those experienced over the previous decade.

In this context Table 3-1 below summarises the forecasts of transmission demand for the years 2012 to 2022. The forecasts of winter peak demands correspond to the median transmission peak demand forecasts published in the All Island Generation Capacity Statement 2012-2021 available on [www.eirgrid.com](http://www.eirgrid.com). The forecasts of summer peak and summer valley demands assume figures of 80% and 36% of the annual maximum demand, which is consistent with historical demand data. Further demand information is given in the regional discussions in Chapter 6.

Year	Winter Peak	Summer Peak	Summer Valley
2012	4,653	3,722	1,675
2013	4,726	3,781	1,701
2014	4,799	3,839	1,728
2015	4,863	3,890	1,751
2016	4,918	3,934	1,770
2017	4,959	3,967	1,785
2018	5,002	4,002	1,801
2019	5,046	4,037	1,817
2020	5,114	4,091	1,841
2021	5,194	4,155	1,870
2022 <sup>13</sup>	5,275	4,220	1,899

*Table 3-1 Transmission Peak Demand Forecasts (MW)*

Areas in the transmission network where changes in demand are resulting in network development needs are highlighted on the map in Figure 3-2.

### 3.3.2 Changes in Generation

Because of the relative size of generation, changes in generation installations, whether new additions or closures can have a more significant impact on power flows than demand. This can be illustrated by considering the single largest in-feed/largest generator in Ireland (i.e.

---

<sup>13</sup> All Island Generation Capacity Statement 2012-2021 details forecasts up to and including 2021, here the 2022 forecasts are extrapolated from the 2021 forecasts.

Whitegate CCGT<sup>14</sup>), which has a maximum export capacity of 445 MW and represents approximately 10% of the forecast 2012 Winter Peak demand.

The addition of new generation capacity requires network development to connect the new generator to the grid, thus providing a path for the power from the new generator. This is known as the shallow connection. The new generation capacity will inevitably alter the power flows across the network, potentially creating overload problems deep into the network, leading to the need for reinforcements (known as deep reinforcements) to allow full grid access. Recent experience shows that connection of large generators, or groups of generators, leads to large-scale deep reinforcements. However, even relatively small generators may require some deep reinforcements. Embedded generation, which is connected to the distribution system, is generally smaller than transmission connected plant. However, its impact on the network is the same as if the same generation was connected to the transmission system. As such it also changes flows on the network and it can cause the network to go outside standards specified by the Transmission Planning Criteria and hence require deep network reinforcement.

The connection of large generators combined with the increasingly meshed nature of the transmission network results in lower system impedance and consequently increased short circuit levels. High short circuit levels may cause catastrophic failure of high voltage equipment and so are a safety issue and measures must be taken to prevent these occurring. Investigations for the connection of new power stations and transmission reinforcement take into account the impact of the development on short circuit levels. The two most common methods of resolving short circuit level problems are upgrading the station equipment with higher rated switchgear and equipment, or reconfiguring the stations and network to reduce the number of paths and thus decrease the short circuit level. In some cases the installation of fault current reducing reactors or use of higher impedance transformers are considered. Options are considered that will provide the most practical and economic solution.

Those areas where the network is close to or already at the fault rating of installed equipment are highlighted on the map in Figure 3-2. This will require the need for new network developments to ensure security of supply is maintained.

A large number of applications for the connection of new generation, particularly of renewable wind generation, have been received. To manage the high volume of applications for connection in a fair and pragmatic manner, the CER has directed that applications are dealt with in tranches, or gates; the most recent being Gate 3. Table 3-2 highlights the level of new generation expected to connect over the period of this TDP and these generators are

---

<sup>14</sup> Once operational the East West Interconnector will be able to import 500 MW from Great Britain; it will be the single largest in-feed.



accommodated by the reinforcements included in this Plan, including the identified future potential projects discussed in chapter 6.

In addition to the connection of new generation, a number of generators plan to close over the period of this Plan; these are:

- Tarbert 1, 2, 3 and 4 (590 MW)
- Great Island 1, 2 and 3 (216 MW)

Currently there are plans for these sites to be repowered. A new 431 MW generator is currently under construction at Great Island. While an application for a new 285 MW generator at Tarbert is in the applications queue.

Areas in the transmission network where changes in generation are resulting in network development needs are highlighted on the map in Figure 3-2.

In this context Table 3-2 below summarises connected generators, contracted generators and interconnection, and generators with live offers. Figure 3-1 below shows both the forecast demand and generation for the period of the plan. It should be noted that for illustration purposes only, all contracted generation is assumed to connect by 2016, all generators with live connection offers are assumed to connect by 2020 and those generators that plan to close do so by 2020. Further generator information is given in the regional discussions in Chapter 6.

	Connected Generator / Interconnection Capacity [MW]	Contracted Generator / Interconnection Capacity [MW]	Generators / Interconnectors with Live Offers [MW]	Total [MW]
Wind at Transmission	753	923	1,608	3,284
Wind at Distribution	859	703	1,703	3,265
Thermal at Transmission	6,161	1,229	438	7,828
Thermal at Distribution	166	109	207	482
Hydro	238	1	3	242
Pumped Storage	292	70	0	362
Interconnector	0	500	0	500
Other	113	22	23	158
<b>TOTAL</b>	<b>8,582</b>	<b>3,557</b>	<b>3,982</b>	<b>16,121</b>
<b>TOTAL (Cumulative)</b>	<b>8,582</b>	<b>12,139</b>	<b>16,121</b>	<b>-</b>

Table 3-2 Summary of Connected Generators, Contracted Generators and Interconnection, and Generators with Live Offers as at the 31<sup>st</sup> March 2012 (MW)<sup>15</sup>

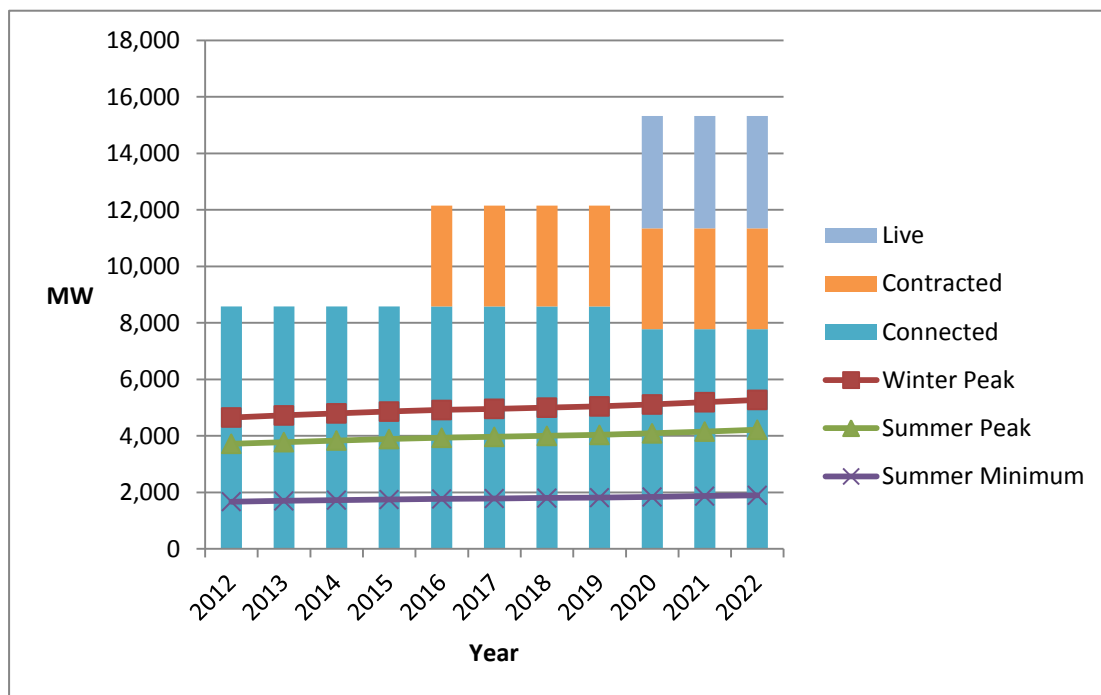


Figure 3-1 Summary of Forecast Demand (MW) and Generation (MW) for the Period of the Plan

<sup>15</sup> There is a further 13.3 GW of wind generation and 9.5 GW of other types of generation in the applications queue.

To fully take advantage of the RES resources in Ireland while providing security of supply to all electricity consumers the transmission system has to have the capability of transferring power from RES and thermal generation (and a mixture of both) to where it is needed. This means that the transmission system has to cope with multiple power flow patterns which result from the combination of demand and generation depicted in Figure 3-1.

### 3.3.3 Changes in Interconnections

For market integration to be realised, it is necessary for physical connections to be put in place i.e. interconnections are required to be built.

The motivation for the construction of interconnections is primarily economic as the resulting broadening of the energy market increases competition and the potential for prices to be reduced.

Furthermore, interconnections promote access to a broader generation base thereby enhancing security of supply and potentially deferring the need for additional generation to be constructed to meet security of supply standards or requirements.

Future fuel cost differences may lead to new reinforcement projects in the TDP. To this end, recent investigations conducted by EirGrid, and supported by similar investigations within the European Union, have indicated that there is merit in further interconnections between Ireland and Great Britain, and between Ireland and France. Investigations into these interconnections are now being actively pursued.

Areas in the transmission network where new interconnection-related projects have been initiated are highlighted on the map in Figure 3-2.

The following interconnections are addressed in this plan:

- North – South Interconnector between Ireland and Northern Ireland; and
- East – West Interconnector between Ireland and Great Britain.

### 3.3.4 Changes in Inter-Regional Power Flows

Changes in local demand; the further internal integration of the all island Single Electricity Market; the further integration with adjacent countries; and the integration of significant levels of new generation (both conventional and renewable) have the potential to significantly change the flow of electrical power throughout the transmission network.

Given the extent of the likely changes that are envisaged for Ireland, particularly in respect of the RES targets, there is now a growing need to accommodate a much broader range of plausible or credible flow patterns across the network for which greater transmission network flexibility is required.

In the Irish context, the following inter-regional power flows may be defined:

- South – West power flow;
- South – East power flow;
- North-West – East power flow; and
- West – South power flow.

Figure 3-3 illustrates the inter-regional power flows resulting from changes in demand and generation that will drive the need for network reinforcements over the next ten years and beyond.

### 3.3.5 Changes in Asset Condition

Transmission network assets have a finite lifespan. The useful life of transmission assets are impacted by, amongst other factors, the age of the asset; technology type and its propensity for obsolescence; maintenance adequacy and effectiveness; environmental conditions; and utilisation.

Routine condition assessments are carried out to assess the condition of the assets and estimate remaining useful life in order to ensure that security of supply is not compromised.

Typically, where asset condition is poor, assets are either refurbished; replaced on a like-for-like basis; or replaced with higher rated equipment to cater for future needs.

More recently, due to the high cost of refurbishment relative to new build, especially where obsolescence of equipment is a factor (typically regarding Gas Insulated Substation (GIS) technology), full replacement or the complete rebuilding of stations is found, on occasion, to be a cost effective solution. This becomes more relevant when the impact on the operation of the transmission system and the complex arrangements necessary to implement the necessary equipment outages are factored into the decision.

As a trend, refurbishment projects are also being combined with projects that seek to increase installed capacity as small cost differentials and the growing operational complexity of seeking successive outages (i.e. for refurbishment and subsequently for capacity increases) make such a course of action both cost-effective and prudent.

**Planned Transmission System**  
400 kV, 275 kV, 220 kV and 110 kV

**Areas of Change Driving Network Development**

**LEGEND**

	400 kV Lines		Transmission Connected Generation
	220 kV Lines		Hydro Generation
	110 kV Lines		Thermal Generation
	275 kV Lines		Pumped Storage Generation
	400 kV Cables		Wind Generation
	220 kV Cables		
	110 kV Cables		
	400 kV Stations		Areas of Change Driving Network Development
	275 kV Stations		Demand Increases
	220 kV Stations		New Generation
	110 kV Stations		Closure of Generation
	Phase Shifting Transformer		New Interconnection
			Increasing Fault Levels

Please note that the Northern Irish network is included for illustration purposes only. It is not covered by this TDP.

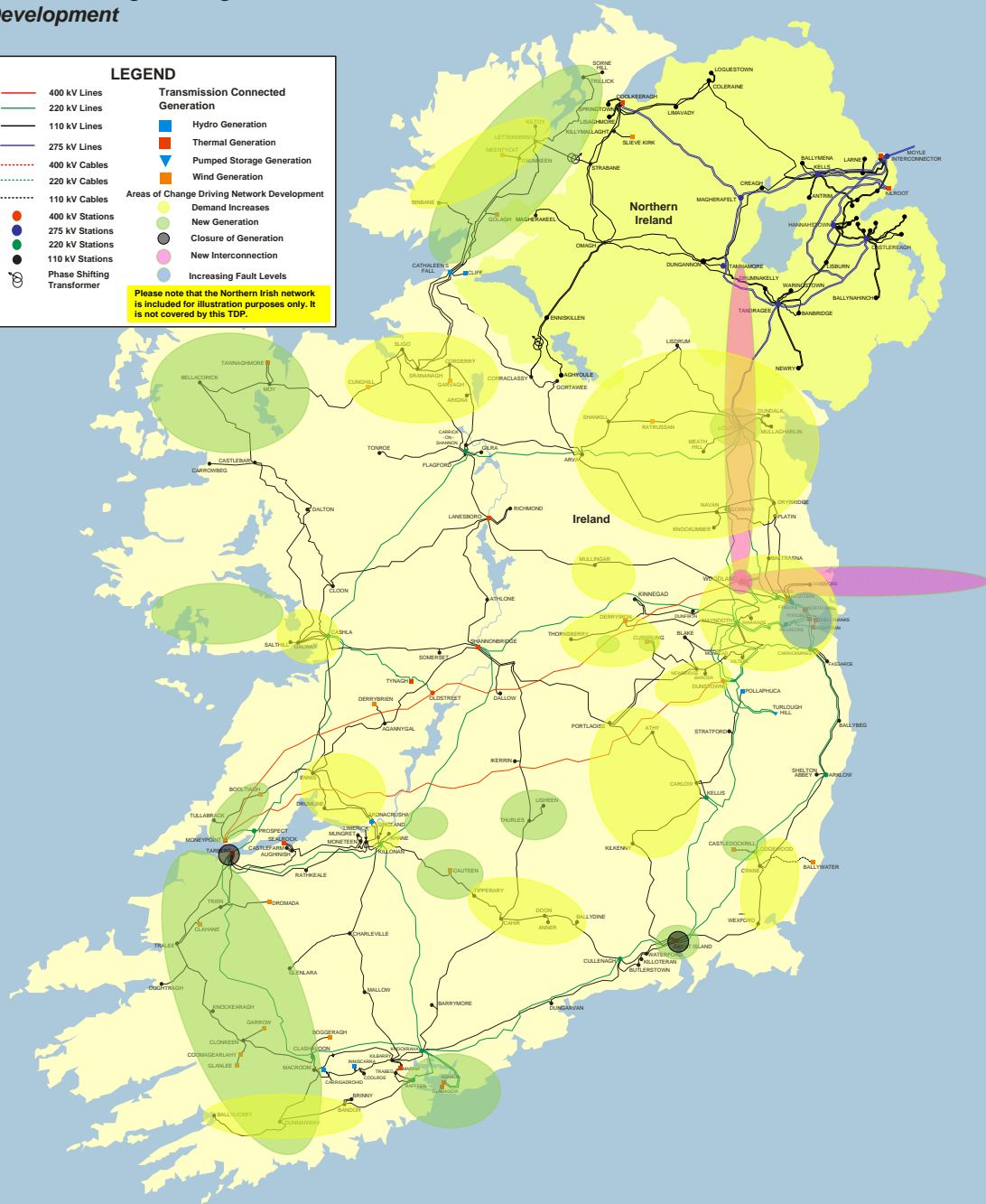


Figure 3-2 Network Map Showing Areas of Change Driving Network Development

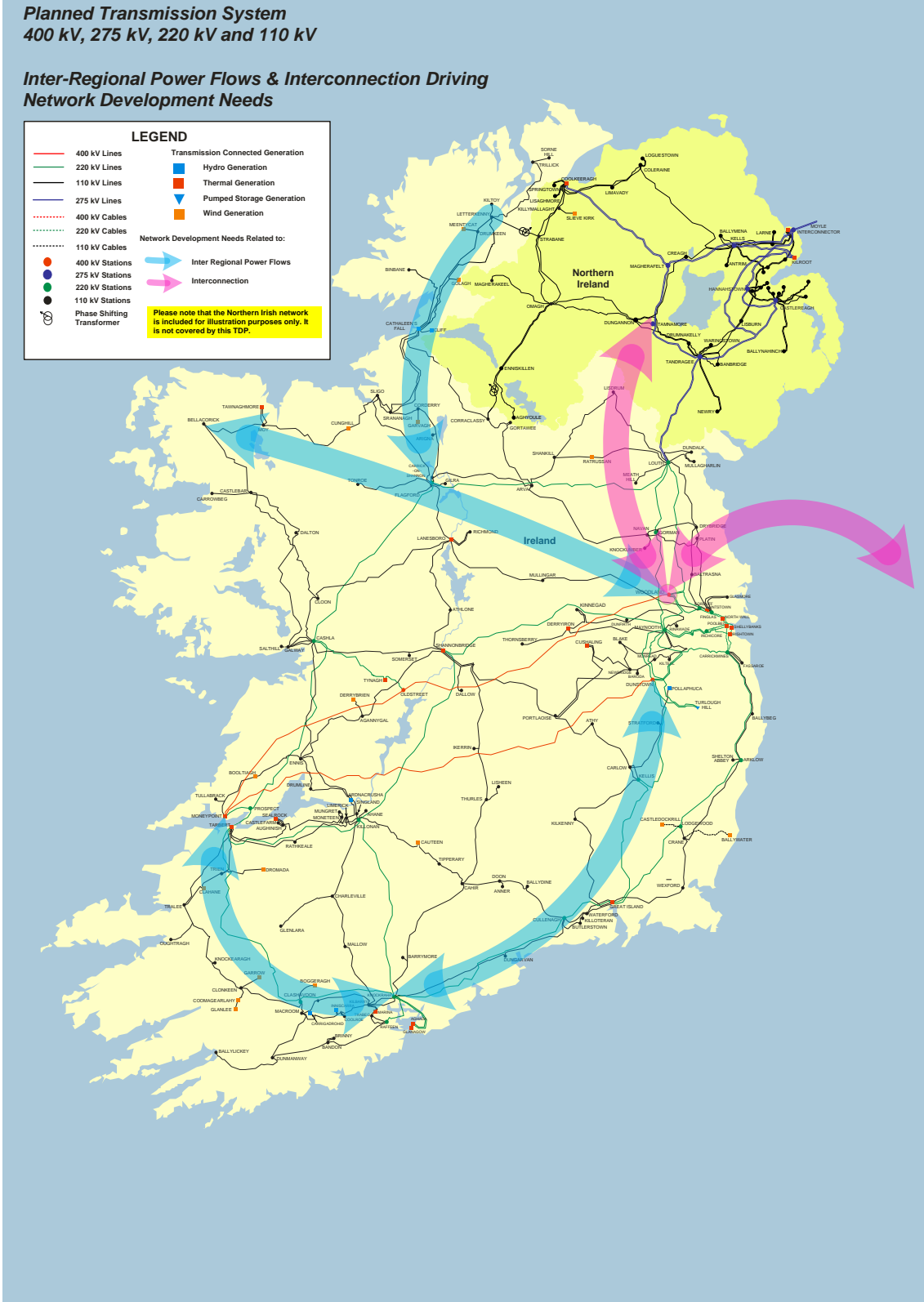


Figure 3-3 Network Map Showing Network Development Needs Related to Inter-regional Power Flows and Interconnection

## 4 MODIFICATIONS TO THE PLAN SINCE TDP 2010

Transmission Development Plan 2010 is available on [www.eirgrid.com](http://www.eirgrid.com). The information in TDP 2010 was accurate and correct as at the TDP 2010 data freeze date of the 31<sup>st</sup> of December 2010.

This plan is accurate and correct as at the 31<sup>st</sup> of March 2012. The changes that have occurred since the 31<sup>st</sup> of December 2010, and which are represented in this plan (TDP 2012) are summarised in Table 4-1 below.

Description of Projects	No. of Projects	Cumulative No.
TDP 10 – Active Projects	69	69
New Active Projects	67 <sup>16</sup>	136 <sup>17</sup>
Projects Cancelled/Deferred	3 <sup>18</sup>	139
Energisation Dates to be Confirmed	8 <sup>19</sup>	147
Completed Projects	32 <sup>20</sup>	179
Total	179	

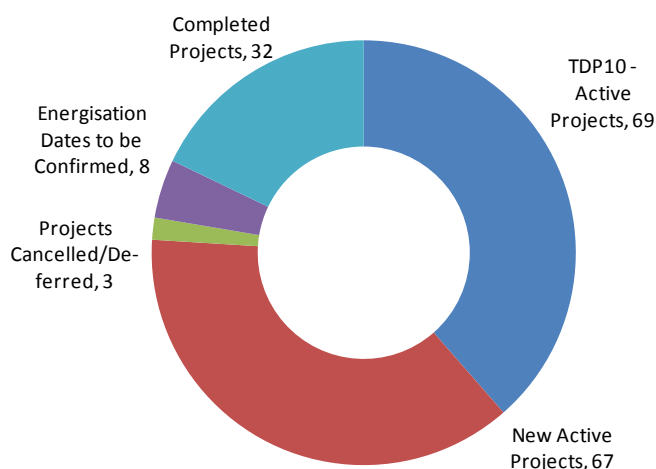


Table 4-1 Summary of Changes between TDP 2010 and TDP 2012

From Table 4-1, the following can be seen:

- TDP 2012 includes 147 projects that have been approved internally in EirGrid; of these 136 are in progress, 2 are deferred, 1 is cancelled and there are 8 whose expected energisation dates have yet to be confirmed by the customer<sup>21</sup>;
- Of those 136 active projects, 69 were in TDP 2010, while the other 67 projects are new to this plan;

<sup>16</sup> These are summarised in section 4.2 New Projects

<sup>17</sup> These are summarised in chapter 5 Planned Network Developments, discussed in chapter 6 Regional Perspective of the Plan and listed in Appendix C

<sup>18</sup> These are summarised in section 4.3 Projects Cancelled/Deferred & Dates to be Confirmed and detailed in Appendix B

<sup>19</sup> These are summarised in section 4.3 Projects Cancelled/Deferred & Dates to be Confirmed and detailed in Appendix B

<sup>20</sup> These are summarised in section 4.1 Project Completions and detailed in Appendix B

<sup>21</sup> These 8 projects involve the provision of the transmission element of customers' shallow connections

- All 3 of the cancelled/deferred projects were in TDP 2010; and
- All of the 8 projects whose expected energisation dates have yet to be confirmed by the customer were in TDP 2010.

## 4.1 Project Completions

Thirty two projects have been completed since the 31<sup>st</sup> of December 2010, the TDP 2010 data freeze date, up to the 31<sup>st</sup> of March 2012, the data freeze date for TDP 2012. The 32 projects are listed in Table B-1 in Appendix B<sup>22</sup>. Table 4-2 below summarises the completed projects by voltage and general equipment.

<b>New Assets</b>	<b>400 kV</b>	<b>220 kV</b>	<b>110 kV</b>	<b>Total</b>
Number of New Stations	0	1	3	4
Number of New Station Bays <sup>23</sup>	0	10	27	37
New Overhead Line (km)	0	0	70	70
New Underground/Undersea Cable (km)	0	12	0	12
Number of New Reactive Devices	0	0	4	4
Total New Reactive Power (Mvar)	0	0	90	90
	<b>400/220 kV</b>	<b>400/110 kV</b>	<b>220/110 kV</b>	<b>Total</b>
Number of New Transformers	0	0	2	2
Total New Transformer Capacity (MVA)	0	0	500	500

*Table 4-2a Summary of Completed New Assets by Voltage and Equipment*

<b>Uprated/Refurbished/Upgraded Assets</b>	<b>400 kV</b>	<b>220 kV</b>	<b>110 kV</b>	<b>Total</b>
Uprated Overhead Line (km)	0	0	280	280
Refurbished Overhead Line (km)	0	61	0	61
Number of Busbars Uprated/Replaced	0	1	8	9
Number of Stations Refurbished/Replaced/Redeveloped	0	0	3	3
Number of Protection Systems Upgraded	1	0	0	1

*Table 4-2b Summary of Uprated/Refurbished/Upgraded Assets by Voltage and Equipment*

<sup>22</sup> Prior to reviewing Appendix B consult Appendix A Project Details which describes some of the terms that are used to describe projects

<sup>23</sup> The numbers for new station bays are the sum of new bays in both new stations and existing stations.



## 4.2 New Projects

There are 67 new projects included in TDP 2012, which were not in TDP 2010. Table 4-3 below summarises the new projects by voltage and general equipment. These are estimates only because project scopes can change during the course of a project, particularly in the preliminary stages of design.

Planned New Assets	400 kV	220 kV	110 kV	Total
Number of New Stations	1	1	6	8
Number of New Station Bays <sup>24</sup>	10	24	70	104
New Circuit <sup>25</sup> (km)	386	0	7	393
Number of New Reactive Devices	0	2	0	2
Total New Reactive Power (Mvar)	0	100	0	100
	400/220 kV	400/110 kV	220/110 kV	Total
Number of New Transformers	4	1	4	9
Total New Transformer Capacity (MVA)	2,000	500	1,000	3,500

*Table 4-3a Summary of Planned New Assets by Voltage and Equipment*

Planned Uprates/Refurbishments/Upgrades	400 kV	220 kV	110 kV	Total
Circuit to be Uprated (km)	0	242	359	601
Circuit to be Refurbished (km)	0	172	204	376
Number of Busbars to be Uprated	0	0	8	8
Number of Stations to be Refurbished/Replaced/Redeveloped	0	3	3	6
Number of Protection Systems to be Upgraded	0	1	3	4

*Table 4-3b Summary of Planned Uprates/Refurbishments/Upgrades of Assets by Voltage and Equipment*

## 4.3 Projects Cancelled/Deferred & Dates to be Confirmed

Three projects that were included in TDP 2010 have either been cancelled or deferred; these projects are listed in Table B-2 in Appendix B. These projects involve both DSO and TSO driven projects. The drivers of these investments have either eased or disappeared.

In addition, there are 8 projects whose expected energisation dates have yet to be confirmed by the customer. These projects involve the provision of the transmission element of customers' shallow connections. These projects are listed in Table B-3 in Appendix B.

<sup>24</sup> The numbers for new station bays are the sum of new bays in both new stations and existing stations.

<sup>25</sup> It is not possible at this early stage to split estimated new build line lengths between overhead line and underground cable

## 5 PLANNED NETWORK DEVELOPMENTS

### 5.1 Overview of the Plan

The transmission network development planning process followed by EirGrid is outlined in Section 2.4. This chapter summarises the network development projects that result from that process.

The development plan includes a total of 136 projects that are in progress. These projects are categorised as either New Build, Uprate/Modify or Refurbish/Replace related projects. New Build projects are projects that involve the construction of new stations or new circuits. It also includes projects that involve the installation of new equipment in existing stations e.g. the installation of new transformers or new reactive devices within existing stations. Uprate/Modify projects are projects that involve the uprating of existing assets e.g. changing equipment to increase the capacity rating of circuits or busbars. It also includes projects that involve the modification of existing assets e.g. the installation of new couplers or new bays in existing stations or the reconfiguration of existing stations. Refurbish/Replace projects are projects that involve the maintenance of existing stations or existing circuits. It also includes projects that involve the replacement of existing assets e.g. replacement of stations at or close to the end of their useful life or replacement and upgrading of protection in existing stations. Table 5-1 below summarises the 136 projects into the 3 categories.

Project Category	No of Projects
New Build	41
Uprate/Modify	67
Refurbish/Replace	28
<b>Total</b>	<b>136</b>

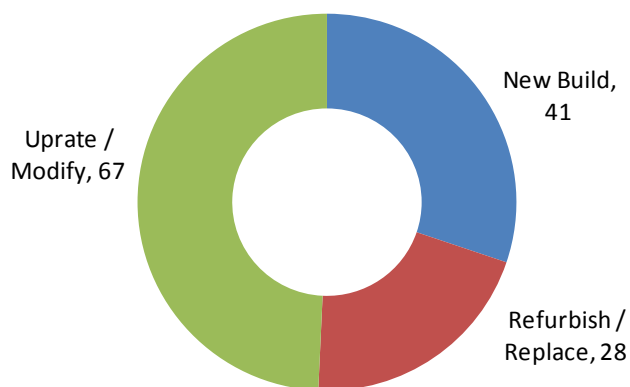


Table 5-1 Summary of Projects by Category

The statistics associated with the 136 projects are presented in Table 5-2 below. These are estimates only because project scopes can change during the course of a project, particularly in the preliminary stages of design.

Planned New Assets	400 kV	220 kV	110 kV	Total
Number of New Stations	3	6	14	23
Number of New Station Bays <sup>26</sup>	31	66	213	310
New Circuit <sup>27</sup> (km)	527	101	327	955
Number of New Reactive Devices	0	2	3	5
Total New Reactive Power (Mvar)	0	100	45	145
	400/220 kV	400/110 kV	220/110 kV	Total
Number of New Transformers	8	3	16	27
Total New Transformer Capacity (MVA)	4,000	1,000	4,000	9,000

*Table 5-2a Summary of Planned New Assets by Voltage and Equipment*

Planned Uprates/Refurbishments/Upgrades	400 kV	220 kV	110 kV	Total
Circuit to be Uprated (km)	0	397	637	1,034
Circuit to be Refurbished (km)	0	190	272	462
Number of Busbars to be Uprated	0	0	17	17
Number of Stations to be Refurbished/Replaced/Redeveloped	1	4	5	10
Number of Protection Systems to be Upgraded	0	2	7	9

*Table 5-2b Summary of Planned Uprates/Refurbishments/Upgrades of Assets by Voltage and Equipment*

## 5.2 Summary of Phase of Projects

Table 5-3 below summarises the phase of development of each project, as described in section 2.4. Phase 2 covers the time after a project gets internal EirGrid capital approval through to the decision, where necessary, of the appropriate planning authority and up to Project Agreement with ESB Networks<sup>28</sup>. In this phase, work on the project involves outline design, environmental impact assessment, the public planning process and the Infrastructure Agreement process up to Project Agreement. Phase 3 covers the time after Project Agreement up to the commissioning and energisation of the new project. In this phase, work on the project involves detailed design and construction.

<sup>26</sup> The numbers for new station bays are the sum of new bays in both new stations and existing stations.

<sup>27</sup> It is not possible at this early stage to split estimated new build line lengths between overhead line and underground cable

<sup>28</sup> The appropriate planning authority is either a local authority (i.e. either a county or city council) or An Bord Pleanála.

No of Projects in Each Phase		
Phase 2 (In Outline Design & EIA or Planning Process)	Phase 3 (In Detailed Design & Construction)	Total
72	64	136

*Table 5-3 No. of Projects in each Phase of Development*

There are currently 64 projects in Phase 3 of project development illustrating that there is a considerable volume of projects in the detailed design or construction phase.

There are 72 projects that are in Phase 2 of project development representing a similar volume of projects in the pipeline that are at the outline design and/or environmental impact assessment or planning process stages.

Figure 5-1 illustrates the location of the larger network development projects in Phase 3, while Figure 5-2 shows those in Phase 2<sup>29</sup>. All new developments shown in Figure 5-2 are subject to existing/on-going Environmental Impact Assessment. For those projects not yet in the planning process, the lines shown on the map are indicative only and do not represent a preferred line route<sup>30</sup>. A full list of projects and their corresponding phase of development is given in Appendix C. EirGrid and the TAO are co-ordinating other capital projects in addition to the projects summarised in this chapter. These come under the general description of minor capital works and line diversions and alterations. These projects are numerous and have little significance to the development of the network and so are not included in this chapter or itemised in Appendix C.

<sup>29</sup> Please note that planned projects in Phase 3 shown in Figure 5-1 are assumed to be completed, for illustration purposes, in Figure 5-2.

<sup>30</sup> Similarly it should be noted that line lengths for these projects are only indicative and estimates at this time.

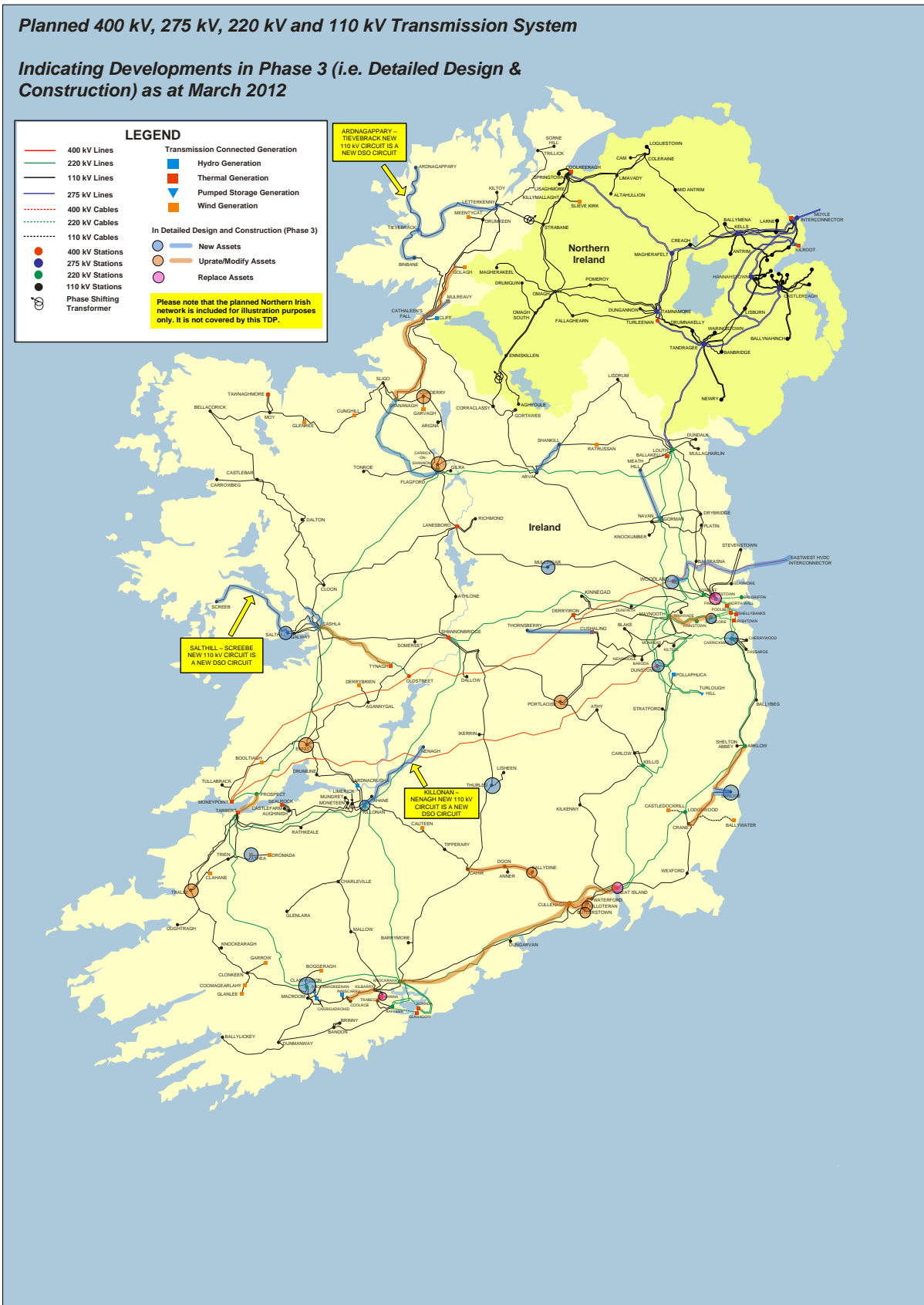
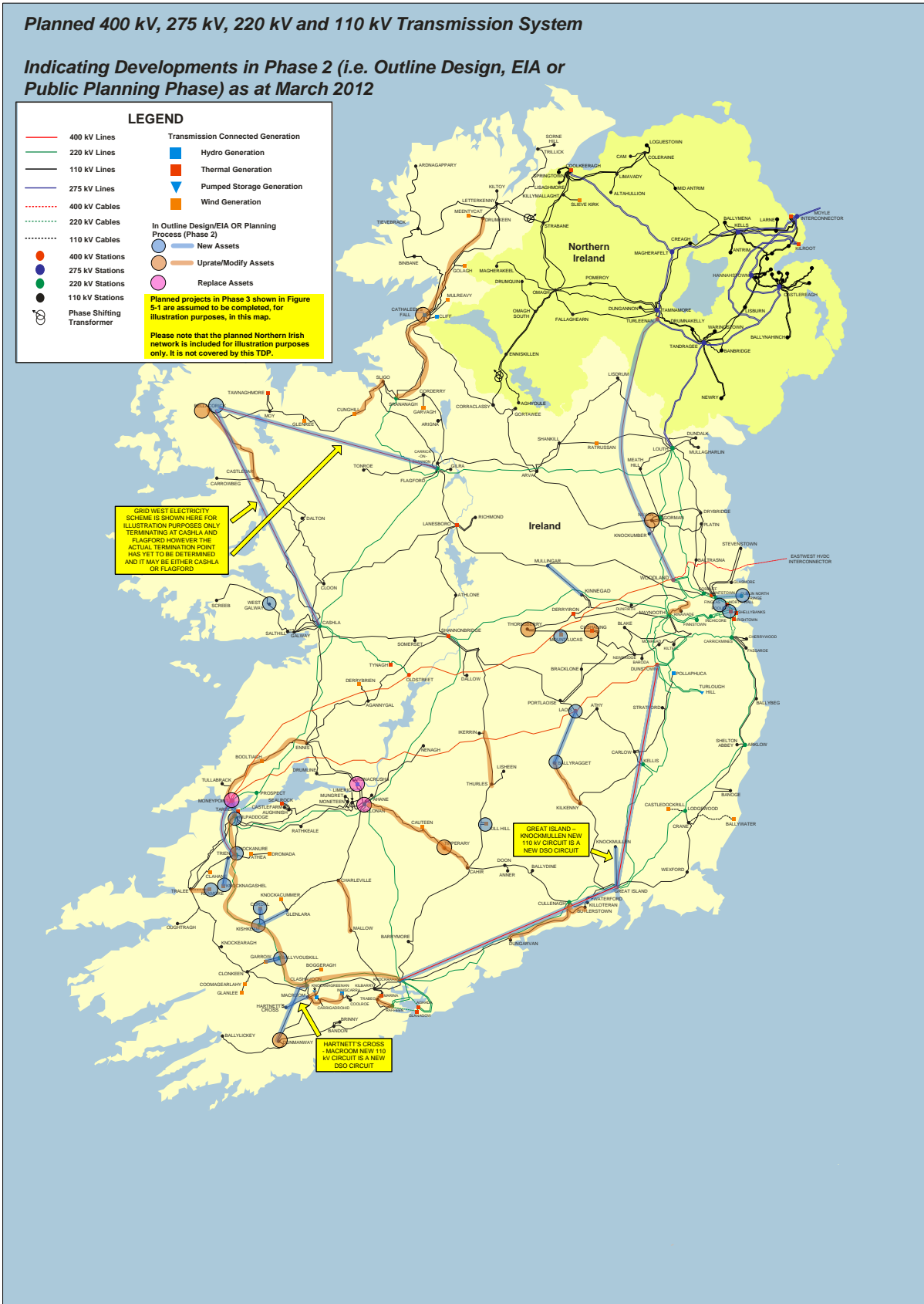


Figure 5-1 Planned Network Developments in Phase 3



## 6 REGIONAL PERSPECTIVE OF THE PLAN

### 6.1 Overview

As described in Chapter 1, planned projects are categorised on a planning area basis as per the following map.

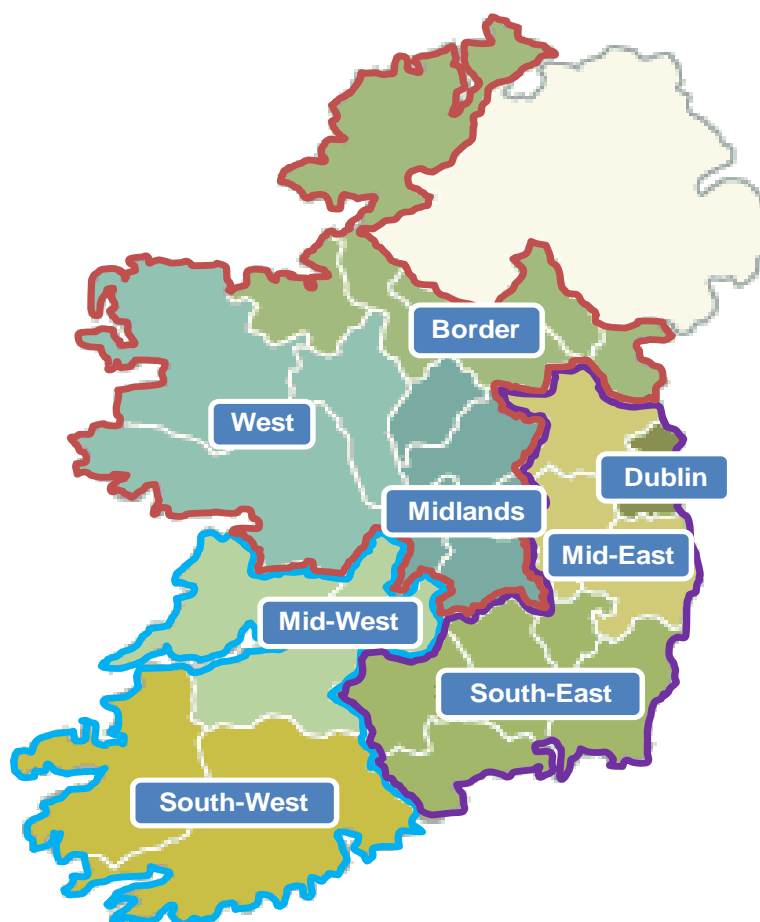


Figure 6-1 Illustration of the 3 Planning Areas and the underlying Statutory Regions

Table 6-1 below summarises the number of active projects by planning area with the more detailed project data listed in Appendix C<sup>31</sup>.

---

<sup>31</sup> Prior to reviewing Appendix C consult Appendix A Project Details which describes some of the terms that are used to describe projects.

Planning Area	No of Active Projects
Border, Midlands & West (B-M-W)	30
South-West & Mid-West (SW-MW)	51
South-East, Mid-East & Dublin (SE-ME-D)	41 <sup>32</sup>
Individual Projects spanning more than one Planning Area	9
Various Locations	5 <sup>33</sup>
<b>Total</b>	<b>136</b>

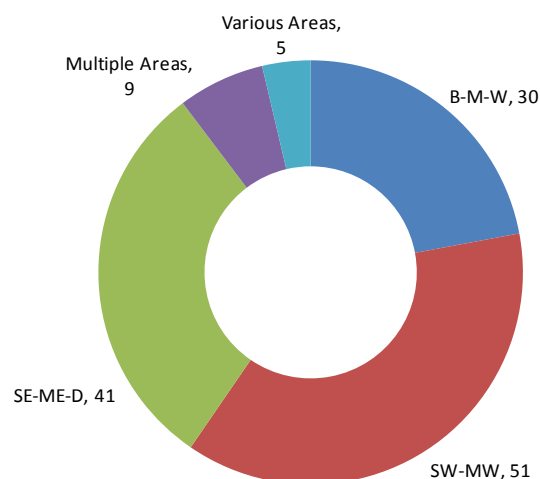


Table 6-1 Summary of Active Projects by Planning Area

It should be noted that there are nine individual projects which are in, or have the potential<sup>34</sup> to be in, multiple planning areas. These nine projects are listed in Table C-1 in Appendix C. However for summarising and describing purposes these nine projects have been allocated to one of the three planning areas. These are noted below.

Of the nine projects that are in multiple planning areas three projects are included in the Border, Midlands and West planning area for summarising and describing purposes; these are:

- Mullingar – Kinnegad 110 kV New Circuit (CP0596)
- North – South 400 kV Interconnection Development (CP0466)
- Cushing – Thornsberry 110 kV New Circuit (CP0197)

In addition to these three projects being included in the Border, Midlands and West planning area the following project which is wholly within the South-East, Mid-East and Dublin planning area is included in the Border, Midlands and West planning area as the need for the project is associated with a need in the Border, Midlands and West planning area:

- Cushing 110 kV Busbar Uprate (CP0723)

<sup>32</sup> This figure of 41 projects includes one project which is wholly within the South-East, Mid-East and Dublin planning area (i.e. Cushing 110 kV Busbar Uprate (CP0723)) but which is summarised and described in the Border, Midlands and West planning area as the need for the project is associated with a need in the Border, Midland and West planning area.

<sup>33</sup> These five projects involve works at many transmission stations around the country. Each of the five projects involves the replacement of the same type of equipment that is used in many transmission stations around the country. The need for the projects arises due to the age and condition of the assets.

<sup>34</sup> Please note that the route for projects in Phase 2 has yet to be determined thus the planning areas these projects are in also has yet to be determined.



This brings to 34 the number of projects summarised and described in the Border, Midlands and West planning area.

Of the nine projects that are in multiple planning areas one project is included in the South-West and Mid-West planning area for summarising and describing purposes; this is Cashla – Prospect 220 kV Line Resagging (CP0748). This brings to 52 the number of projects summarised and described in the South-West and Mid-West planning area.

Of the nine projects that are in multiple planning areas five projects are included in the South-East, Mid-East and Dublin planning area for summarising and describing purposes; these are:

- Laois/Kilkenny Reinforcement (CP0585)
- Cullenagh – Knockraha 220 kV Line Uprate (CP0664)
- Cahir – Thurles 110 kV Line Resagging (CP0720)
- Grid Link 400 kV Project (CP0732) and
- Cauteen – Killonan 110 kV Line Uprate (CP0755).

This brings to 45 the number of projects summarised and described in the South-East, Mid-East and Dublin planning area.

In the following sections each planning area is discussed in turn. Figure 6-2 below outlines how the drivers, reinforcement needs and the resultant projects relate to each other. The commentary in the following sections uses the terminology introduced in Chapter 3 and outlined in Figure 6-2 below.

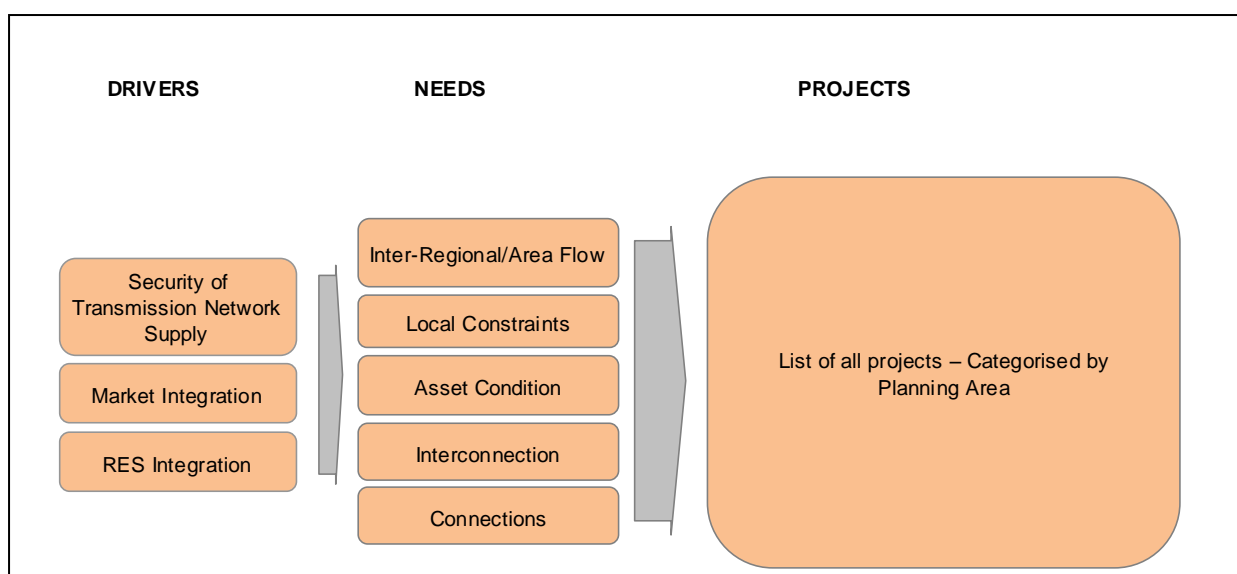


Figure 6-2 Illustration of how Drivers, Needs and Projects relate to each other

## 6.2 The Border, Midlands & West Planning Area

### *Planning Area Overview*

The Border, Midlands and West planning area is made up of the following counties categorised by statutory regions:

- The Border: Donegal, Sligo, Leitrim, Cavan, Monaghan and Louth
- The Midlands: Longford, Westmeath, Offaly and Laois
- The West: Mayo, Galway and Roscommon

For the period of this plan the development of the transmission system in the Border, Midlands and West planning area is characterised by the connection of high levels of wind generation to the relatively electrically remote 110 kV system that supplies a relatively low local demand. This excess of generation in the area is set to increase significantly in the coming years as generators, that currently have connection agreements and live connection offers, connect to the transmission system either directly or indirectly via the distribution system.

This is illustrated in Tables 6-2 and 6-3, and Figure 6-3 below. Tables 6-2 and 6-3 show, respectively, the forecast demand and generation for the period of the plan. Figure 6-3 illustrates the same information graphically. It should be noted that for illustration purposes in Figure 6-3 all contracted generation is assumed to connect by 2016 and all generators with live connection offers are assumed to connect by 2020. Currently there is 1,857 MW of installed generation in the area compared with a peak area demand of 1,098 MW, representing a generation surplus of 759 MW (excluding transmission losses). The surplus in generation will increase to approximately 2,000 MW with only the connection of the contracted generators. If all the live offers were to mature to contracted connection agreements, the surplus has the potential to be as much as 3,900 MW at the time of peak demand and greater at other times.

Year	Winter Peak	Summer Peak	Summer Valley
2012	1,098	833	344
2013	1,118	832	324
2014	1,149	855	334
2015	1,168	879	345
2016	1,190	885	348
2017	1,212	902	356
2018	1,234	919	364
2019	1,245	927	367
2020	1,262	940	372
2021	1,282	954	378
2022	1,302	969	383

*Table 6-2 Border, Midlands and West Planning Area Demand Forecasts, MW*

	Connected Generator Capacity [MW]	Contracted Generator Capacity [MW]	Generators with Live Offers [MW]	Total [MW]
Wind at Transmission	321	564	942	1,827
Wind at Distribution	368	162	617	1,147
Thermal at Transmission	980	601	297	1,878
Thermal at Distribution	104	24	67	195
Hydro	78	1	0	79
Other	6	6	17	29
<b>TOTAL</b>	<b>1,857</b>	<b>1,358</b>	<b>1,940</b>	<b>5,155</b>
Cumulative TOTAL	1,857	3,215	5,155	-

Table 6-3 Summary of Connected and Contracted Generators and Generators with Live Offers (MW) in the Border, Midlands and West Planning Area as at the 31<sup>st</sup> of March 2012

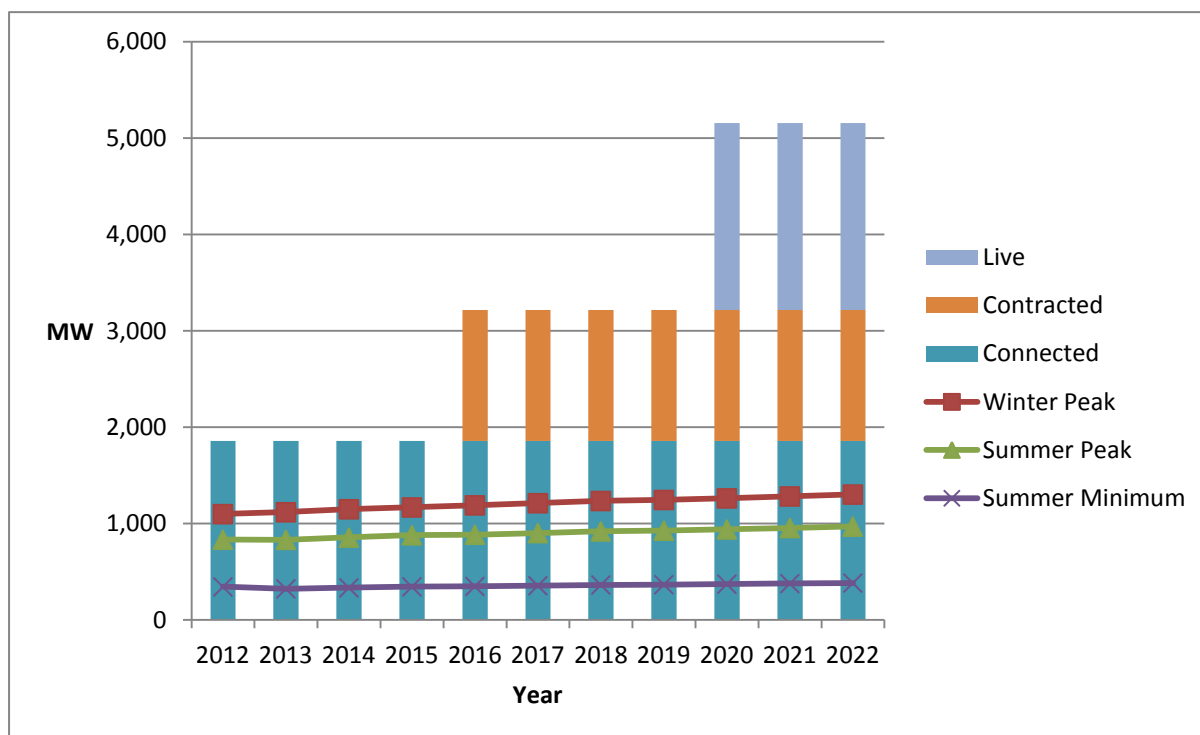


Figure 6-3 Summary of Forecast Demand (MW) and Generation (MW) in the Border, Midlands and West Planning Area

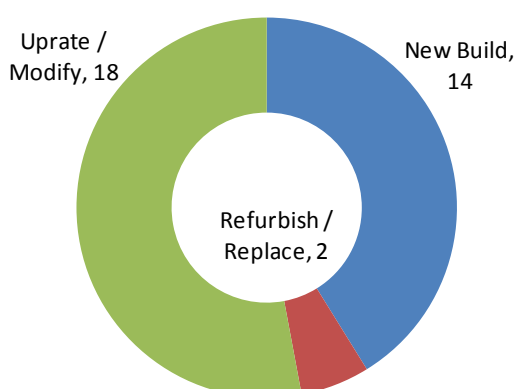
There are a number of reinforcement needs that have to be addressed in the long-term strategic development of the electricity transmission system in the Border, Midlands and West planning area. To cater for the high levels of generation described above there is a requirement for additional network reinforcement to enable the efficient export of generation from this area to areas with high load, such as the eastern seaboard. In addition there are also reinforcement needs due to localised security of supply concerns (i.e. local constraints related to a shortage of transmission capacity, asset condition and reactive power requirements) and to accommodate further market integration.

Currently there are 30 planned projects entirely within the Border, Midlands and West planning area. As noted in section 6-1 for summarising and describing purposes a further 4 projects that span multiple planning areas are included in this planning area; hence, 34 projects are described here. These are listed in Table C-2 in Appendix C.

Although these projects address specific network development needs, due to the nature of the transmission system (i.e. usually involving incremental increases of large capacity), the reinforcements will have a broader impact by increasing the capacity of the transmission network to safely accommodate greater load growth and more diverse power flows for many years to come. These projects will provide benefits to existing and future users of the transmission system in the planning area.

The 34 projects can be categorised as either New Build, Uprate/Modify or Refurbish/Replace. Table 6-4 shows the number of projects in each category.

Project Category	No of Projects
New Build	14
Uprate/Modify	18
Refurbish/Replace	2
<b>Total</b>	<b>34</b>



*Table 6-4 Summary of Projects by Category in the Border, Midlands and West Planning Area*


The statistics associated with the 34 projects in the Border, Midlands and West planning area are presented in Table 6-5 below. These are estimates only because project scopes can change during the course of a project, particularly in the preliminary stages of design.

Planned New Assets	400 kV	220 kV	110 kV	Total
Number of New Stations	1	0	7	8
Number of New Station Bays <sup>35</sup>	3	4	44	51
New Circuit <sup>36</sup> (km)	270	56	194	520
Number of New Reactive Devices	0	0	2	2
Total New Reactive Power (Mvar)	0	0	30	30
	400/220 kV	400/110 kV	220/110 kV	Total
Number of New Transformers	1	1	1	3
Total New Transformer Capacity (MVA)	500	500	250	1,250


*Table 6-5a Summary of Planned New Assets by Voltage and Equipment for the Border, Midlands and West Planning Area*

Planned Uprates/Refurbishments/Upgrades	400 kV	220 kV	110 kV	Total
Circuit to be Uprated (km)	0	40	220	260
Circuit to be Refurbished (km)	0	0	84	84
Number of Busbars to be Uprated	0	0	6	6
Number of Stations to be Refurbished/Replaced/Redeveloped	0	0	0	0
Number of Protection Systems to be Upgraded	0	0	0	0

*Table 6-5b Summary of Planned Uprates/Refurbishments/Upgrades of Assets by Voltage and Equipment for the Border, Midlands and West Planning Area*

The 34 projects in the Border, Midlands and West planning area are discussed in more detail below in the context of the need they serve and the local area or county they are located in. The status of each New Build project that involves the construction of new transmission stations or circuits is noted below; the status of the remaining projects is noted in Appendix C. Projects of European Significance in, or partly in, Ireland are identified in the ENTSO-E's TYNDP 2012. These projects are identified in this Plan using the following label: “ TYNDP/TYNDP\_Project\_No” and are listed in Appendix D.

### Reinforcement of the Transmission Network between Ireland and Northern Ireland

**Project:** North - South Interconnection Development (CP0466) ( TYNDP/81) – 400 kV Line from Woodland Transmission Station in Co. Meath to Turleenan Transmission Station in Northern Ireland<sup>37</sup>

<sup>35</sup> The numbers for new station bays are the sum of new bays in both new stations and existing stations.

<sup>36</sup> It is not possible at this early stage to split estimated new build line lengths between overhead line and underground cable.

**Description:** The drivers for this project are market integration, security of supply and RES integration. This need for interconnection is best described by the benefits that will be derived from the reinforcement. This new circuit will:

- Improve competition and economic operation by removing constraints
- Improve security of supply by allowing sharing of generation across the island and remove the scenario where a single event could lead to system separation of Ireland and Northern Ireland
- Provide required flexibility for renewable generation
- Ensure security of supply for the North East of Ireland

This is a joint EirGrid and Northern Ireland Electricity project.

**Status:** In Phase 2 i.e. preparing to re-submit for planning permission

### **Reinforcement of the Transmission Network to the North West**

**Project:** Srananagh 220 kV Station & Flagford - Srananagh 220 kV New Circuit (CP0211)

**Description:** The drivers for this project are security of supply and RES integration. The need for reinforcement arises due to local constraints on the transmission network i.e. there is a need to address reactive compensation needs in the North West. This need was identified through network studies which indicated potential violations of voltage limits in the North West under maintenance-trip conditions. This project meets the immediate need to reinforce the network and provides for the long-term transmission needs in the area, while providing a platform for future network development within the North West area. The project will also contribute to facilitating the growing number of renewable generator connections in the North West.

**Status:** Completed in August 2012<sup>38</sup>

### **Reinforcement of the Transmission Network in Donegal**

**Project:** Binbane - Letterkenny 110 kV New Line (CP0421)<sup>39 & 40</sup>

---

<sup>37</sup> <http://www.eirgridprojects.com/projects/northsouth400kvinterconnectiondevelopment/>

<sup>38</sup> Post data freeze date update

<sup>39</sup> <http://www.eirgridprojects.com/projects/donegal110kv/>

<sup>40</sup> As part of this project there is also a new 110 kV DSO circuit to north west Donegal (the Derrybeg/Gweedore area)

**Description:** The drivers for this project are security of supply and RES integration. The need for reinforcement arises due to local constraints on the transmission and distribution networks i.e. there is a need to provide additional thermal capacity and to address reactive compensation needs in Donegal. Studies have indicated violations of voltage limits in the north Donegal area under maintenance-trip conditions. The DSO has also requested that west Donegal (the Binbane/Killbegs area) and North West Donegal (the Derrybeg/Gweedore area) be reinforced with 110 kV infrastructure. The project will also contribute to facilitating the growing number of renewable generators in Donegal.


**Status:** In Phase 3 i.e. in construction

### **Reinforcement of the Transmission Network in and out of Donegal**

The projects listed below relate to evacuating power out of Donegal. Consequently, some of the projects are within Donegal and are necessary to enable the export of power from Donegal.

**Projects:** Cathaleen's Fall - Srananagh No. 1 110 kV Line Uprate (CP0699)  
Cathaleen's Fall - Golagh Tee 110 kV Line Uprate & Golagh Tee - Golagh 110 kV Line Refurbishment (CP0704)  
Cathaleen's Fall - Srananagh No. 2 110 kV Line Uprate (CP0745)  
Cathaleen's Fall 110 kV Station - Busbar Uprate (CP0734)  
Cathaleen's Fall - Drumkeen 110 kV Line Uprate (CP0764)

**Description:** The driver for these projects is RES integration and security of supply. The need for these reinforcements arises due to local constraints on the transmission system i.e. the thermal capacity limit of the existing infrastructure is close to being exceeded primarily as a result of the connection of new wind farms. Studies have indicated potential violations of thermal capacity limits in the area under single contingency and maintenance-trip conditions. These uprates are part of an overall strategy to increase the capacity for the potentially large power flows out of Donegal to other areas at times when generation is in excess of local demand. In addition, the 4 line uprate projects above also involve refurbishment works due to the condition of the assets; these works will be undertaken at the same time as the uprating works.

**Future Projects:** In addition to the approved projects listed above EirGrid is currently working with SONI and NIE in a joint network planning study called Renewable Integration Development Project (RIDP) ( TYNDP/82). The objective is to identify the most optimal solution for the network to cater for renewable generation in the north west of the island i.e. Donegal and the west of Northern Ireland. This joint network planning study, and the agreed working arrangements, are governed by the System Operator


Agreement. The driver of this future potential transmission development project is RES integration.

### **Reinforcement of the Transmission Network in the Border, Midlands and West Planning Area for New Demand Connections**

**Projects:** Salthill 110 kV New Station & Loop in – New DSO Demand Connection (CP0543)<sup>41</sup>  
Bracklone 110 kV New Station & Loop in – New DSO Demand Connection (CP0644)  
Mullagharlin 110 kV Station – New 110 kV Bay for DSO Transformer (CP0404)  
Portlaoise 110 kV Station – 2 New 110 kV Bays for DSO Transformers (CP0645)  
Castlebar 110 kV Station – Uprate 110 kV Bay for DSO Transformer (CP0680)  
Cloon 110 kV Station – New 110 kV Bay for DSO Transformer (CP0706)  
Letterkenny 110 kV Station – Relocation of 110 kV Bay & 2 New Couplers (CP0740)

**Description:** The driver for these projects is security of supply. The need for reinforcement arises due to the requirement for new demand connections. These projects are the shallow connections for a number of DSO demand connections.

### **Reinforcement of the Transmission Network in the Border, Midlands and West Planning Area for New Generation Connections**

**Projects:** Grid West Electricity Scheme (CP0721) ( TYNDP/82) – 400 kV Circuit from the Bellacorick area to either Flagford or Cashla Transmission Stations<sup>42</sup>  
West Galway, Uggool/Seacon New 110 kV Stations – New Wind Farm Connections (CP0737)<sup>43</sup>  
Mulreavy 110 kV New Station – New Wind Farm Connection (CP0603)  
Mount Lucas 110 kV New Station – New Wind Farm Connection (CP0739)

**Description:** The driver for these projects is RES integration. The need for reinforcement arises due to the requirement for new generation connections. These projects are the shallow connections for a number of wind farms. The most significant of these projects is the Grid West Electricity Scheme. There are approximately 650 MW of renewable

---

<sup>41</sup> Post data freeze date update: project was completed in May 2012.

<sup>42</sup> <http://www.eirgridprojects.com/projects/gridwest/overview/>

<sup>43</sup> <http://www.eirgridprojects.com/projects/westgalway/overview/>



generation seeking to connect to the transmission system in the Bellacorick area of Co. Mayo. This is significantly in excess of the local demand and the local 110 kV network is not capable of supporting such a level of generation. The Grid West Electricity Scheme which involves the construction of a 400 kV circuit from the Bellacorick area to either Flagford or Cashla transmission stations will facilitate the connection of approximately 650 MW of renewable generation in the Bellacorick area.

**Status:** Grid West Electricity Scheme is in Phase 2 i.e. in the public consultation, outline design and EIA stage

### **Reinforcement of the Transmission Network in and out of Mayo**

**Projects:** Bellacorick 110 kV Station - Busbar Uprate (CP0773)

Bellacorick - Castlebar 110 kV Line Uprate (CP0731)

Cunghill - Sligo 110 kV Line Uprate (CP0736)

**Description:** The driver for these projects is RES integration and security of supply. The need for these reinforcements arises due to local constraints on the transmission system, i.e. the thermal capacity limit of the existing infrastructure is close to being exceeded primarily as a result of the connection of new generation. Studies have indicated potential violations of thermal capacity limits in the area under single contingency and maintenance-trip conditions. These projects are part of an overall strategy, in conjunction with the Grid West Electricity Scheme mentioned above, to increase the capacity for the potentially large power flows out of Mayo to other areas at times of excess local generation. In addition, the 2 line uprate projects above also involve refurbishment works due to the condition of the assets; these works will be undertaken at the same time as the uprating works.

**Future Projects:** In addition to the approved projects listed above EirGrid is also currently studying potential transmission network constraints in north Connaught and investigations are on-going to determine if a new circuit is required in the area.

### **Reinforcement of the Transmission Network in Leitrim**

**Project:** Corderry 110 kV Station - Busbar Uprate (CP0635)

**Description:** The driver for this project is RES integration. The need for reinforcement arises due to local constraints on the transmission network i.e. the thermal capacity limit of the existing Corderry 110 kV busbar may be exceeded. The recent uprating of 110 kV circuits in the area to accommodate the connection of renewable generation facilitates higher flows on the 110 kV network. These higher flows may result in higher loading of

the Corderry 110 kV busbar. The existing rating of the busbar is inadequate for the future needs of the station; therefore, Corderry 110 kV busbar needs to be updated.

### **Reinforcement of the Transmission Network in Galway**

**Projects:** Cashla loop-in of the Dalton - Galway 110 kV Line (CP0254)

**Description:** The driver for this project is security of supply. The need for reinforcement arises due to local constraints on the transmission network i.e. the thermal capacity limit of the existing infrastructure in the area is close to being exceeded. This need was identified through network studies which indicated violations of thermal capacity limits (i.e. overloading) of circuits in the Galway city area under maintenance-trip conditions. This compromises the security of supply to all customers in the Galway area and reinforcement is therefore required.

**Status:** Completed in May 2012<sup>44</sup>

### **Reinforcement of the Transmission Network in Monaghan and Cavan**

**Projects:** Arva - Shankill No. 2 110 kV New Line (CP0374)<sup>45</sup>

**Description:** The driver for this project is security of supply. The need for reinforcement arises due to local constraints on the transmission network, i.e. the thermal capacity limit of the existing infrastructure is close to being exceeded. This need was identified through network studies which indicated violations of thermal capacity limits (i.e. overloading) of circuits in the Cavan and Monaghan area under maintenance-trip conditions. The new line will provide a fourth 110 kV line into the Shankill/Lisdrum area thus securing supplies to the area.

**Status:** In Phase 3 i.e. in construction

### **Reinforcement of the Transmission Network in the Mullingar Area**

**Projects:** Mullingar 110 kV Station – New Capacitors (CP0594)

Mullingar – Kinnegad 110 kV New Circuit (CP0596)<sup>46</sup>

---

<sup>44</sup> Post data freeze date update

<sup>45</sup> <http://www.eirgridprojects.com/projects/arva-shankillcocavan/>

<sup>46</sup> <http://www.eirgridprojects.com/projects/mullingarreinforcement/>

**Description:** The driver for these projects is security of supply. The need for reinforcement arises due to local constraints on the transmission network i.e. there is a need to address reactive compensation needs in the Mullingar area. This need was identified through network studies which indicated violations of voltage limits in the Mullingar area under maintenance-trip conditions. The installation of capacitors is an interim solution until the long term solution of a new circuit between Mullingar and Kinnegad 110 kV stations is in place.

**Status:** Mullingar – Kinnegad 110 kV New Circuit is in Phase 2 i.e. in the public planning stage

### **Reinforcement of the Transmission Network in the Offaly Area**

**Projects:** Cushaling – Thornsberry 110 kV New Circuit (CP0197)

Cushaling 110 kV Station - Busbar Uprate (CP0723)<sup>47</sup>

Thornsberry 110 kV Station - Busbar Uprate (CP0724)

**Description:** The driver for these projects is security of supply. The DSO has requested a 2<sup>nd</sup> connection to the existing Thornsberry 110 kV station; this is provided by the new Cushaling – Thornsberry 110 kV circuit (CP0197). The thermal capacity limits of the existing Cushaling and Thornsberry 110 kV busbars may be exceeded. The new Cushaling – Thornsberry 110 kV circuit facilitates higher flows on the 110 kV network. These higher flows may result in higher loading of the Cushaling and Thornsberry 110 kV busbars. The existing ratings of the busbars are inadequate for the future needs of the stations; therefore, Cushaling and Thornsberry 110 kV busbars need to be uprated.

**Status:** Cushaling – Thornsberry 110 kV New Circuit is in Phase 3 i.e. in construction

### **Reinforcement of the Transmission Network in the Portlaoise Area**

**Project:** Portlaoise 110 kV Station - Busbar Uprate (CP0637)

**Description:** The driver for this project is security of supply. The need for reinforcement arises due to local constraints on the transmission network i.e. the thermal capacity limit of the existing Portlaoise 110 kV busbar may be exceeded. The recent uprating of 110 kV circuits in the area facilitates higher flows on the 110 kV network. These higher flows may result in higher loading of the Portlaoise 110 kV busbar. The existing rating of the

---

<sup>47</sup> This project is wholly within the South East, Mid East and Dublin planning area i.e. Cushaling 110 kV station is in Co. Kildare. However it is summarised and described in the Border, Midlands and West planning area as the need for the project is associated with these 2 projects i.e. CP0197 and CP0724. .

busbar is inadequate for the future needs of the station; therefore, Portlaoise 110 kV busbar needs to be updated.

### **Reinforcement of the Transmission Network Along the West/South-West Corridor**

**Project:** Cashla - Tynagh 220 kV Line Uprate (CP0661)

**Description:** The driver for this project is security of supply. The need for reinforcement arises due to local constraints on the transmission network, i.e. the thermal capacity limit of the existing infrastructure is close to being exceeded. Studies have indicated violations of thermal capacity limits (i.e. overloading) of the circuit under maintenance-trip conditions at times of both high thermal and high renewable generation dispatches.

In addition to the projects described above there are also other capitally approved projects in the Border, Midlands and West planning area; these are:

- Lisdrum - Shankill 110 kV Line Refurbishment (CP0383)
- Lisdrum - Louth 110 kV Line Refurbishment (CP0384)

#### *Future Potential Projects*

In addition to the approved projects listed above the DSO is considering, in conjunction with EirGrid, new 110 kV stations in the vicinity of Athenry, Co. Galway and Carrickmacross (Derryolam), Co. Monaghan. EirGrid is also investigating the development requirements (including refurbishment, uprating and/or installation of new equipment) at a number of 110 kV stations to ensure the stations continue to comply with both DSO and TSO standards, namely Sligo and Moy 110 kV stations.

#### *Outstanding Needs in the Planning Area For the Period of the Plan*

EirGrid is, on an on-going basis, performing technical studies to monitor the future behaviour of the transmission system to ensure that network development needs and solutions to those needs are identified in a timely manner. Currently there are a number of ongoing studies in the Border, Midlands and West planning area that may result in some new projects achieving capital approval while for other projects the decision may be made not to proceed. New projects which get capital approval will be included in next and future years' Transmission Development Plans. Taking the approved projects that are progressing at the moment and the future potential projects into account there are no outstanding needs in the Border, Midlands and West planning area for the period of this plan.

## 6.3 The South-West & Mid-West Planning Area

### *Planning Area Overview*

The South West and Mid West planning area is made up of the following counties categorised by statutory region:

- The South-West: Kerry and Cork
- The Mid-West: Clare, Limerick and North Tipperary

For the period of this plan the development of the transmission system in the South-West and Mid-West planning area is characterised by the connection of high levels of wind generation in the Co. Cork and Co. Kerry areas resulting in transmission network constraints as power is exported out of the area towards the Moneypoint and Knockraha transmission stations.

Similar to the Border, Midlands and West planning area the South-West and Mid-West planning area has an excess of generation relative to the load in the area. This excess of generation in the area is set to increase in the coming years as generators, that currently have connection agreements and live connection offers, connect to the transmission system either directly or indirectly via the distribution system.

This is illustrated in Tables 6-6 and 6-7, and Figure 6-4 below. Tables 6-6 and 6-7 show, respectively, the forecast demand and generation for the period of the plan. Figure 6-4 illustrates the same information graphically. It should be noted that for illustration purposes only, in Figure 6-4 all contracted generation is assumed to connect by 2016, all generators with live connection offers are assumed to connect by 2020 and those generators that plan to close<sup>48</sup> do so by 2020. Currently there is 3,973 MW of installed generation in the area compared with a peak area demand of 1,071 MW, representing a generation surplus of 2,902 MW (excluding transmission losses). The surplus in generation will increase to approximately 3,500 MW with only the connection of the contracted generators. If all the live offers were to mature to contracted connection agreements and the generator units that plan to close do close, the surplus has the potential to be as much as 4,100 MW at the time of peak demand and greater at other times.

---

<sup>48</sup> Tarbert 1, 2, 3 & 4 (590 MW) plan to close. Tarbert is located in the South-West and Mid-West planning area.

Year	Winter Peak	Summer Peak	Summer Valley
2012	1,071	882	411
2013	1,150	942	457
2014	1,178	965	468
2015	1,207	988	480
2016	1,227	1,005	488
2017	1,247	1,013	493
2018	1,268	1,039	504
2019	1,279	1,048	508
2020	1,296	1,062	515
2021	1,316	1,079	523
2022	1,337	1,095	531

Table 6-6 South-West and Mid-West Planning Area Demand Forecasts, MW

	Connected Generator Capacity [MW]	Contracted Generator Capacity [MW]	Generators with Live Offers [MW]	Total [MW]
Wind at Transmission	349	209	278	836
Wind at Distribution	360	502	763	1,625
Thermal at Transmission	3,098	0	141	3,239
Thermal at Distribution	0	0	25	25
Hydro	119	2	0	121
Pumped Storage	0	70	0	70
Other	47	4	1	52
TOTAL	3,973	787	1,208	5,968
Cumulative TOTAL	3,973	4,760	5,968	-

Table 6-7 Summary of Connected and Contracted Generators and Generators with Live Offers (MW) in the South-West and Mid-West Planning Area as at the 31<sup>st</sup> of March 2012

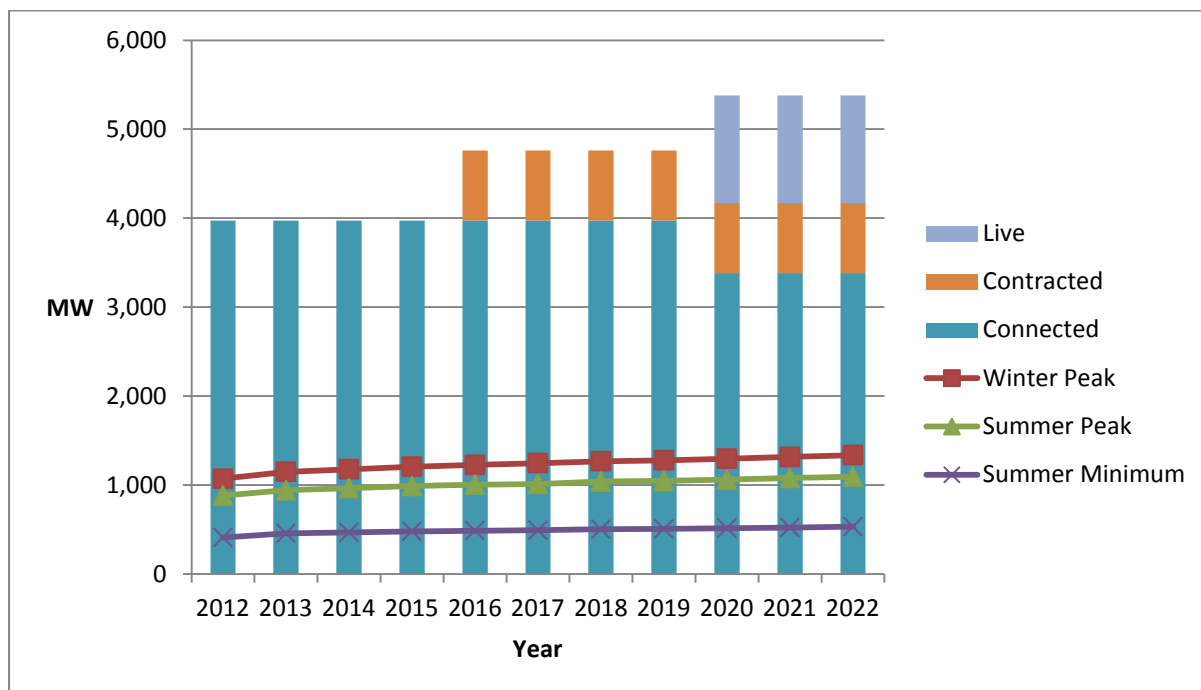


Figure 6-4 Summary of Forecast Demand (MW) and Generation (MW) in the South-West and Mid-West Planning Area

There are a number of reinforcement needs that have to be addressed in the long-term strategic development of the electricity transmission system in the South-West and Mid-West planning area. To cater for the high levels of generation relative to local demand described above there is a requirement for additional network reinforcement to enable the efficient export of generation from this area. Furthermore it is also necessary to reinforce the transmission network to address local security of supply concerns i.e. local constraints related to a shortage of transmission capacity, asset condition and reactive power requirements.

Currently there are 51 planned projects entirely within the South-West and Mid-West planning area. As noted in section 6-1 for summarising and describing purposes one additional project that spans multiple planning areas is included in this planning area; hence, 52 projects are described here. These are listed in Table C-3 in Appendix C.

Although these projects address specific network development needs, due to the nature of the transmission system (i.e. usually involving incremental increases of large capacity), the reinforcements will have a broader impact by increasing the capacity of the transmission network to safely accommodate greater load growth and more diverse power flows for many years to come. These projects will provide benefits to existing and future users of the transmission system in the planning area.

The 52 projects can be categorised as either New Build, Uprate/Modify or Refurbish/Replace. Table 6-8 shows the number of projects in each category.

Project Category	No of Projects
New Build	14
Uprate/Modify	26
Refurbish/Replace	12
<b>Total</b>	<b>52</b>

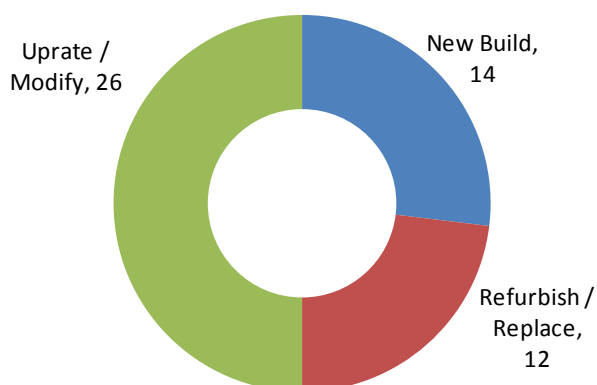


Table 6-8 Summary of Projects by Category in the South-West and Mid-West Planning Area

The statistics associated with the 52 projects in the South-West and Mid-West planning area are presented in Table 6-9 below. These are estimates only because project scopes can change during the course of a project, particularly in the preliminary stages of design.

Planned New Assets	400 kV	220 kV	110 kV	Total
Number of New Stations	0	4	3	7
Number of New Station Bays <sup>49</sup>	14	42	87	143
New Circuit <sup>50</sup> (km)	26	30	67	123
Number of New Reactive Devices	0	0	1	1
Total New Reactive Power (Mvar)	0	0	15	15
	<b>400/220 kV</b>	<b>400/110 kV</b>	<b>220/110 kV</b>	<b>Total</b>
Number of New Transformers	3	0	9	12
Total New Transformer Capacity (MVA)	1,500	0	2,250	3,750

Table 6-9a Summary of Planned New Assets by Voltage and Equipment for the South-West and Mid-West Planning Area


<sup>49</sup> The numbers for new station bays are the sum of new bays in both new stations and existing stations.

<sup>50</sup> It is not possible at this early stage to split estimated new build line lengths between overhead line and underground cable



Planned Uprates/Refurbishments/Upgrades	400 kV	220 kV	110 kV	Total
Circuit to be Uprated (km)	0	150	167	317
Circuit to be Refurbished (km)	0	172	118	290
Number of Busbars to be Uprated	0	0	3	3
Number of Stations to be Refurbished/Replaced/Redeveloped	1	2	2	5
Number of Protection Systems to be Upgraded	0	0	2	2

*Table 6-9b Summary of Planned Uprates/Refurbishments/Upgrades of Assets by Voltage and Equipment for the South-West and Mid-West planning area*

The 52 projects in the South-West and Mid-West planning area are discussed in more detail below in the context of the need they serve and the local area or county they are located in. The status of each New Build project that involves the construction of new transmission stations or circuits is noted below; the status of the remaining projects is noted in Appendix C. Projects of European Significance in, or partly in, Ireland are identified in the ENTSO-E's TYNDP 2012. These projects are identified in this Plan using the following label: “ TYNDP/TYNDP\_Project\_No” and are listed in Appendix D.

### Reinforcement of the Transmission Network in West Cork

**Project:** Clashavoon – Dunmanway 110 kV New Line (CP0501)<sup>51</sup>

Dunmanway 110 kV Station – Busbar Uprate & New Coupler (CP0709)

**Description:** The drivers for these projects are security of supply and RES integration. The need for the new Clashavoon – Dunmanway 110 kV circuit arises due to local constraints on the transmission network, i.e. the thermal capacity limit of the existing infrastructure is close to being exceeded. Studies have indicated violations of thermal capacity limits (i.e. overloading) of circuits in the west Cork area under maintenance-trip conditions. The new line will provide a third 110 kV line into the west Cork area thus securing supplies to the area. In addition the thermal capacity limit of the existing Dunmanway 110 kV busbar may be exceeded. The planned new Clashavoon – Dunmanway 110 kV circuit facilitates higher flows on the 110 kV network. These higher flows may result in higher loading of the Dunmanway 110 kV busbar. The existing rating of the busbar is inadequate for the future needs of the station; therefore, Dunmanway 110 kV busbar needs to be uprated. To improve security of supply in the area and to increase operational flexibility, especially in the outage season, a new coupler is also being installed in Dunmanway 110 kV station. These projects will also contribute to facilitating the growing number of renewable generators in west Cork.

<sup>51</sup> <http://www.eirgridprojects.com/projects/clashavoondunmanway/overview/>

**Status:** Clashavoon – Dunmanway 110 kV New Line is in Phase 2 i.e. in the public planning stage

### **Reinforcement of the Transmission Network in Tipperary**

**Project:** Thurles 110 kV Station – New Capacitor (CP0529)

Ikerrin Tee - Thurles 110 kV Line Uprate & Thurles 110 kV Station - Busbar Uprate & New Coupler (CP0657)

**Description:** The drivers for these projects are security of supply and RES integration. The need for the new capacitor at Thurles arises due to local constraints on the transmission network i.e. there is a need to address reactive compensation needs in the Tipperary area. This need was identified through network studies which indicated potential violations of voltage limits in the Tipperary area under maintenance-trip conditions. The need to uprate the Ikerrin Tee – Thurles 110 kV line arises due to local constraints on the transmission network i.e. there is a requirement for additional thermal capacity in the area as a result of the connection and planned connection of new wind farms. Studies have indicated violation of thermal capacity limits (i.e. overloading) of the circuit under single contingency conditions. The thermal capacity limit of the existing Thurles 110 kV busbar may be exceeded. The uprated Ikerrin Tee - Thurles 110 kV circuit will facilitate higher flows on the 110 kV network. These higher flows may result in higher loading of the Thurles 110 kV busbar. The existing rating of the busbar is inadequate for the future needs of the station; therefore, Thurles 110 kV busbar needs to be uprated. To improve security of supply in the area and to increase operational flexibility, especially in the outage season, a new coupler is also being installed in Thurles 110 kV station.

### **Reinforcement of the Transmission Network in Clare**

**Projects:** Moneypoint 400/220/110 kV GIS Development (CP0688)

Ennis – Booltiagh - Tullabrack Tee - Moneypoint 110kV Line Uprate (CP0597)

Ennis 110 kV Station - Busbar Uprate & New Coupler (CP0689)

Ardnacrusha 110 kV Station Replacement (CP0054)

**Description:** The drivers for these projects are security of supply and RES integration. The need for reinforcement arises due to local constraints on the transmission network i.e. there is a need to provide additional thermal capacity and to address reactive compensation needs in the area. These needs were identified through network studies which indicated potential violations of voltage and thermal capacity limits in the Clare area under maintenance-trip and single contingency conditions. The solution to address voltage violations in the area is a new 220/110 kV transformer in Moneypoint 400 kV

station<sup>52</sup>. The solution to address the thermal capacity needs in the area is to uprate the Ennis – Booltiagh – Tullabrack Tee – Moneypoint 110 kV circuit. The thermal capacity limit of the existing Ennis 110 kV busbar may be exceeded. The recent and planned uprating of 110 kV circuits in the area facilitates higher flows on the 110 kV network. These higher flows may result in higher loading of the Ennis 110 kV busbar. The existing rating of the busbar is inadequate for the future needs of the station; therefore, Ennis 110 kV busbar needs to be uprated. To improve security of supply in the area and to increase operational flexibility, especially in the outage season, a new coupler is also being installed in Ennis 110 kV station. The need for the replacement of the 400 kV transmission equipment in Moneypoint and the replacement of the entire Ardnacrusha 110 kV station arises due to the age and condition of the assets. These projects will also contribute to facilitating the growing number of renewable generators in west Clare.

#### **Reinforcement of the Transmission Network in Limerick City**

**Project:** Killonan 220/110 kV Station Replacement (CP0624)

**Description:** The driver for this project is security of supply. Due to the condition and age of the transmission equipment in Killonan 220/110 kV station, which is the main bulk supply point for the Mid-West region, a major project involving the replacement of the whole station is progressing.

#### **Reinforcement of the Transmission Network in Cork City**

**Projects:** Marina 110 kV Station Replacement (CP0228)

Raffeen – Trabeg 110 kV No. 1 Line Uprate (CP0754)

Marina - Trabeg 110 kV No. 1 & No. 2 Cable Uprates (CP0696)

Charleville - Mallow 110 kV Line Uprate (CP0762)

**Description:** The driver for these projects is security of supply. Due to the condition and age of the transmission equipment in Marina 110 kV station which is the main bulk supply point for Cork city a major project involving the replacement of the whole station is progressing. In addition the need for multiple line and cable uprates is due to local constraints on the transmission network, i.e. the thermal capacity limit of the existing infrastructure is close to being exceeded. Studies have indicated violations of thermal capacity limits (i.e.

---

<sup>52</sup> The recent installation of capacitors at Ardnacrusha and Drumline 110 kV stations are interim solutions to the voltage needs in the area.

overloading) of these circuits under maintenance-trip conditions at times of both high thermal and high renewable generation dispatches.

### **Reinforcement of the Transmission Network in North Kerry**

**Projects:** Kilpaddoge 220/110 kV New Station – New Station to the West of Tarbert 220/110 kV Station (CP0647)<sup>53</sup>

Tralee 110 kV Station – New Coupler (CP0674)

**Description:** The driver for these projects is security of supply. The need for reinforcement arises due to local constraints on the transmission network, i.e. the physical capacity of Tarbert 220/110 kV station is close to being reached. The new station will replace many of the functions of the existing Tarbert station. The new station is necessary to allow for the essential expansion of transmission connections in north Kerry. In addition to improve security of supply in the area and to increase operational flexibility, especially in the outage season, a new coupler is also being installed in Tralee 110 kV station.

**Status:** Kilpaddoge 220/110 kV New Station is in Phase 2 i.e. in the post public planning and pre project agreement stage<sup>54</sup>

### **Reinforcement of the Transmission Network in the South-West and Mid-West Planning Area for New Demand Connections**

**Projects:** Killonan 220/110 kV Station – New 110 kV Bay for DSO Connection to Nenagh 110 kV New Station (CP0138)

Macroom 110 kV Station – New 110 kV Bay for DSO Connection to Hartnett's Cross 110 kV New Station (CP0041)

Bandon 110 kV Station – New 110 kV Bay for DSO Transformer (CP0627)

Drumline 110 kV Station – 2 New 110 kV Bays for DSO Transformers (CP0649)

Barrymore 110 kV Station Extension & Loop in (CP0707)

Kilbarry 110 kV Station – New 110 kV Bay for DSO Connection to Blackpool 110 kV New Station (CP0713)

Trabeg 110 kV Station – Uprate 2 110 kV Bays for DSO Transformers (CP0741)

---

<sup>53</sup> <http://www.eirgridprojects.com/projects/tarbertredevelopment/>

<sup>54</sup> Post data freeze date update: this project is now in Phase 3 i.e. in the detailed design and construction stage

Cow Cross 110 kV Station – New 110 kV Bay for DSO Transformer (CP0743)

**Description:** The driver for these projects is security of supply. The need for reinforcement arises due to the requirement for new demand connections. These projects are the shallow connections for a number of DSO demand connections.

### **Reinforcement of the Transmission Network in the South-West and Mid-West Planning Area for New Generation Connections**

**Projects:** Athea 110 kV New Station – New Wind Farm Connections (CP0479)  
Reamore 110 kV New Station – New Wind Farm Connections (CP0710)  
Cloghboola 110 kV New Station – New Wind Farm Connections (CP0608)  
Lisheen 110 kV Station – New 110 kV Bay for New DSO Wind Farm Connection (CP0761)  
Garrow 110 kV Station Extension – New Wind Farm Connections (CP0648)<sup>55</sup>

**Description:** The driver for these projects is RES integration. The need for reinforcement arises due to the requirement for new generation connections. These are the shallow connections for a number of wind farms.

### **Reinforcement of the 220 kV Transmission Network in Kerry and West Cork for New Connections**

**Projects:** Millstreet 220/110 kV New Station (CP0650)<sup>56</sup>  
East Kerry & North West Cork 220/110 kV New Station (CP0651)<sup>57</sup>  
North Kerry 220/110 kV New Station (CP0500)<sup>58</sup>  
Clashavoon 220/110 kV Station – New 220/110 kV 250 MVA Transformer (CP0675)

**Description:** The driver for these projects is RES integration. The need for reinforcement arises as the existing 110 kV network will not be able to accommodate the amount of wind generation planned for the area i.e. a number of Gate 2 and Gate 3 wind farms. The new North Kerry (CP0500), East Kerry/North West Cork (CP0651) and Millstreet (CP0650) 220/110 kV stations, looped into the existing Tarbert - Clashavoon 220 kV

---

<sup>55</sup> Post data freeze update: completed in April 2012.

<sup>56</sup> <http://www.eirgridprojects.com/projects/millstreet/overview/>

<sup>57</sup> <http://www.eirgridprojects.com/projects/eastkerrynorthwestcorkproject/overview/>

<sup>58</sup> <http://www.eirgridprojects.com/projects/northkerryproject/>

circuit, are necessary to facilitate the connection of large amounts of wind generation in the area. A second 220/110 kV transformer is required at Clashavoon (CP0675) to facilitate the connection of wind generation in the north west Cork area.



**Status:** Millstreet 220/110 kV New Station is in Phase 2 i.e. in the public planning stage<sup>59</sup>  
 East Kerry & North West Cork 220/110 kV New Station is in Phase 2 i.e. in the public planning stage  
 North Kerry 220/110 kV New Station is in Phase 2 i.e. in the public planning stage

### **Reinforcement of the 220 kV Transmission Network out of Kerry and West Cork North Towards Moneypoint Transmission Station in Clare and East Towards Knockraha Transmission Station Close to Cork City**

**Projects:** Clashavoon - Knockraha 220 kV Line Uprate (CP0717)  
 Clashavoon - Tarbert 220 kV Line Uprate (CP0763)

**Description:** The driver for these projects is RES integration. The need for reinforcement arises due to the connection of large amounts of wind generation in Kerry, west Cork and west Limerick and the resulting power flows constraining the transmission network i.e. the thermal capacity limit of the existing infrastructure is close to being exceeded. Studies have indicated violations of thermal capacity limits (i.e. overloading) of these circuits under single contingency and maintenance-trip conditions. These projects are part of an overall strategy to increase the capacity for the potentially large power flows out the area north towards Moneypoint and east towards Knockraha transmission stations and onwards to the large demand centres of Cork and Dublin.

### **Reinforcement of the 220 kV and 400 kV Transmission Network across the Shannon Estuary Between North Kerry and Clare**

**Projects:** Moneypoint - Kilpaddoge 220 kV New Cable (CP0399) ( TYNDP/83)  
 Moneypoint - North Kerry 400 kV Project (CP0726) ( TYNDP/83)  
 Prospect - Tarbert 220 kV Line Uprate (CP0698)

**Description:** The drivers for these projects are RES integration and security of supply. The need for reinforcement arises due to the connection of large amounts of wind generation in Kerry, west Cork and west Limerick and the resulting power flows constraining the

---

<sup>59</sup> Post data freeze date update: planning permission received in June 2012

transmission network i.e. the thermal capacity limit of the existing infrastructure is close to being exceeded. Studies have indicated violations of thermal capacity limits (i.e. overloading) of circuits in the area under single contingency and maintenance-trip conditions. Studies have also indicated potential violations of voltage limits in the area under intact network and single contingency conditions. In addition the Moneypoint - Kilpaddoge 220 kV new cable reinforcement is required to relieve constraints and facilitate power flows in the Mid-West and South-West of the country that present from the connection of renewable and conventional generation. The Prospect – Tarbert line uprate project also involves refurbishment works due to the condition of the assets; these works will be undertaken at the same time as the uprating works. These projects are part of an overall strategy to increase the capacity for the potentially large power flows out of the area north towards Moneypoint (thus allowing better utilisation of the more efficient 400 kV network) and east towards Knockraha transmission stations and onwards to the large demand centres of Cork and Dublin.

**Status:** Moneypoint – Kilpaddoge 220 kV New Cable is in Phase 2 i.e. in the public consultation, outline design and EIA stage

Moneypoint – North Kerry 400 kV Project is in Phase 2 i.e. preparing to go into the public consultation, outline design and EIA stage

### **Reinforcement of the 110 kV Transmission Network out of Kerry and West Cork East Towards Knockraha Transmission Station Close to Cork City**

**Projects:** Carrigadrohid - Macroom 110 kV Line Uprate (CP0716)

Inniscarra - Macroom 110 kV Line Uprate (CP0719)

Coolroe - Kilbarry 110 kV Line Uprate (CP0517)


**Description:** The drivers for these projects are RES integration and security of supply. These uprates are necessary to facilitate the connection of large amounts of wind generation in Kerry and west Cork. The need for reinforcement arises due to local constraints on the transmission network, i.e. the thermal capacity limit of the existing infrastructure is close to being exceeded. Studies have indicated violations of thermal capacity limits (i.e. overloading) of these circuits under single contingency and maintenance-trip conditions. The Coolroe – Kilbarry line uprate project also involves refurbishment works due to the condition of the assets; these works will be undertaken at the same time as the uprating works. These uprates are part of an overall strategy to increase

the capacity for the potentially large power flows out of the area east towards Knockraha transmission station<sup>60</sup>.

In addition to the projects described above there are also other capitally approved projects in the South-West and Mid-West planning area, these are:

- Limerick – Rathkeale 110 kV Line Refurbishment (CP0571)
- Killonan – Tarbert 220 kV Line Refurbishment (CP0695)
- Moneypoint – Prospect 220 kV Line Refurbishment (CP0746)
- Bandon – Dunmanway 110 kV Line Refurbishment (CP0640)
- Aughinish – Moneteen 110 kV Line Resagging (CP0765)
- Aughinish – Tarbert 110 kV Line Resagging (CP0751)
- Cashla – Prospect 220 kV Line Resagging (CP0748)
- Clonkeen 110 kV Station Reconfiguration (CP0714)
- Booltiagh 110 kV Station – Modification for Booltiagh Wind Farm Phases 2 & 3 (CP0605)
- Moneteen 110 kV & Tarbert 220/110 kV Stations – Busbar Protection (CP0122)
- Knockraha 220 kV Station Refurbishment – Part 2 (CP0213)
- Killonan 220/110 kV Station – New 4<sup>th</sup> 220/110 kV 250 MVA Transformer<sup>61</sup> (only buszone protection (BZP) outstanding) (CP0511)

#### *Future Potential Projects*

In addition to the approved projects listed above EirGrid is currently working with the French TSO RTE on a joint project investigating the business case for an interconnector between Ireland and France (  TYNDP/107). The potential connection points would be in the south of the country including this planning area. The main drivers of this future potential project are market integration and RES integration.

#### *Outstanding Needs in the Planning Area For the Period of the Plan*

EirGrid is continuously performing technical studies to monitor the future behaviour of the transmission system to ensure that network development needs and solutions to those needs are identified in a timely manner. Currently there are a number of ongoing studies in the South-West and Mid-West planning area that may result in some new projects achieving capital approval while for other projects the decision may be made not to proceed. New projects which get capital approval will

---

<sup>60</sup> The uprates of Carrigadrohid – Kilbarry (CP0379) and Coolroe – Inniscarra (CP0518) 110 kV lines were completed in December 2010 and August 2011 respectively.

<sup>61</sup> Installation of the 4<sup>th</sup> transformer in Killonan was completed in June 2011; only buszone protection element of project outstanding.



be included in next and future years' Transmission Development Plans. Taking the approved projects that are progressing at the moment and the future potential projects into account there are no outstanding needs in the South-West and Mid-West planning area for the period of this plan.

## 6.4 The South-East, Mid-East & Dublin Planning Area

### *Planning Area Overview*

The South-East, Mid-East and Dublin planning area is made up of the following counties categorised by statutory region:

- The South-East: South Tipperary, Waterford, Wexford, Kilkenny and Carlow
- The Mid-East: Wicklow, Kildare and Meath
- Dublin

For the period of this plan the transmission system in the South-East, Mid-East and Dublin planning area is characterised by the displacement of thermal generation in Dublin and the increase in power flows through the South-East caused by increased levels of wind generation throughout the West and South-West in particular.

In contrast to the Border, Midlands and West and the South-West and Mid-West planning areas the South-East, Mid-East and Dublin planning area does not have a substantial excess of generation relative to demand. This is illustrated in Tables 6-10 and 6-11, and Figure 6-5 below. Tables 6-10 and 6-11 show, respectively, the forecast demand and generation for the period of the plan. Figure 6-5 illustrates the same information graphically. It should be noted that for illustration purposes only, in Figure 6-5 all contracted generation is assumed to connect by 2016, all generators with live connection offers are assumed to connect by 2020 and those generators that plan to close<sup>62</sup> do so by 2020. Currently there is 2,751 MW of installed generation in the area compared with a peak area demand of 2,407 MW, representing a generation surplus of 344 MW (excluding transmission losses). The surplus in generation will increase and range from approximately 600 MW to 1,600 MW with only the connection of the contracted generators and interconnection<sup>63</sup>. If all the live offers were to mature to contracted connection agreements and the generator units that plan to close do close, the surplus has the potential to range from approximately 1,000 MW to 2,000 MW at peak and greater at other times.

---

<sup>62</sup> Great Island 1, 2 & 3 (216 MW) plan to close. Great Island is located in the South-East, Mid-East and Dublin planning area.

<sup>63</sup> The East West Interconnector can import 500 MW into Ireland at Woodland and can export 530 MW to Great Britain from Woodland.

Year	Winter Peak	Summer Peak	Summer Valley
2012	2,407	1,936	896
2013	2,422	1,991	929
2014	2,480	2,038	950
2015	2,551	2,086	972
2016	2,593	2,131	991
2017	2,634	2,165	1,006
2018	2,677	2,200	1,022
2019	2,701	2,220	1,031
2020	2,737	2,250	1,045
2021	2,780	2,285	1,061
2022	2,824	2,321	1,077

Table 6-10 South-East, Mid-East and Dublin Planning Area Demand Forecasts, MW

	Connected Generator / Interconnection Capacity [MW]	Contracted Generator / Interconnection Capacity [MW]	Generators / Interconnectors with Live Offers [MW]	Total [MW]
Wind at Transmission	83	63	387	533
Wind at Distribution	131	131	318	580
Thermal at Transmission	2,127	627	0	2,754
Thermal at Distribution	17	85	115	217
Hydro	41	1	0	42
Pumped Storage	292	0	0	292
Interconnector	0	500	0	500
Other	60	18	1	79
TOTAL	2,751	1,425	821	4,997
Cumulative TOTAL	2,751	4,176	4,997	-

Table 6-11 Summary of Connected Generators, Contracted Generators and Interconnection, and Generators with Live Offers (MW) in the South-East, Mid-East and Dublin Planning Area as at the 31<sup>st</sup> March 2012

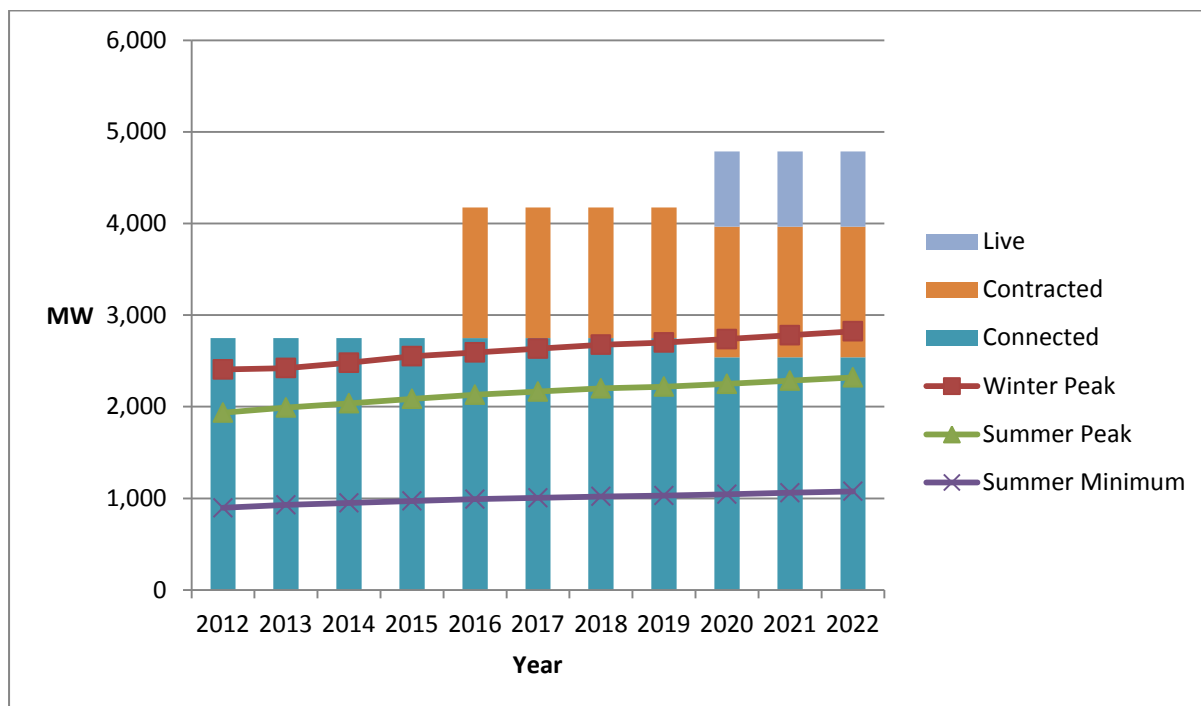


Figure 6-5 Summary of Forecast Demand (MW) and Generation (MW) in the South-East, Mid-East and Dublin Planning Area

There are a number of reinforcement needs that have to be addressed in the long-term strategic development of the electricity transmission system in the South-East, Mid-East and Dublin planning area. To cater for the power flows due to additional generation and interconnection there is a requirement for additional network reinforcement to enable the efficient transfer of power to the load centres of the eastern seaboard and the Dublin area. In addition there are also reinforcement needs due to security of supply concerns (i.e. local constraints related to a shortage of transmission capacity, asset condition and reactive power requirements) and to accommodate market integration.

Currently there are 41 planned projects entirely within the South-East, Mid-East and Dublin planning area. As noted in section 6-1 for summarising and describing purposes one of these projects is included in the Border, Midlands and West planning area instead and a further 5 projects that span multiple planning areas are included in the South-East, Mid-East and Dublin planning area; hence, 45 projects are described here. These are listed in Table C-4 in Appendix C.

Although these projects address specific network development needs, due to the nature of the transmission system (i.e. usually involving incremental increases of large capacity), the reinforcements will have a broader impact by increasing the capacity of the transmission network to safely accommodate greater load growth and more diverse power flows for many years to come. These projects will provide benefits to existing and future users of the transmission system in the planning area.

The 45 projects can be categorised as either New Build, Uprate/Modify or Refurbish/Replace. Table 6-12 shows the number of projects in each category.

Project Category	No of Projects
New Build	13
Uprate / Modify	23
Refurbish / Replace	9
<b>Total</b>	<b>45</b>

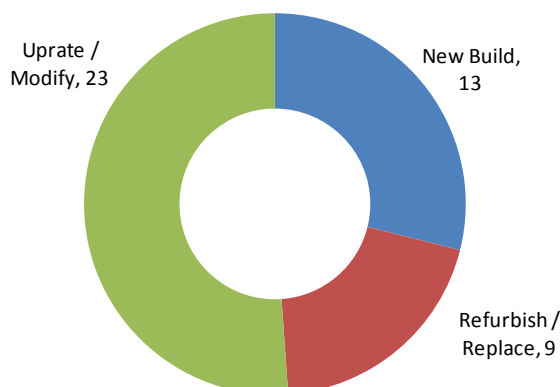


Table 6-12 Summary of Projects by Category for the South-East, Mid-East and Dublin Planning Area

The statistics associated with the 45 projects in the South-East, Mid-East and Dublin planning area are presented in Table 6-13 below. These are estimates only because project scopes can change during the course of a project, particularly in the preliminary stages of design.

Planned New Assets	400 kV	220 kV	110 kV	Total
Number of New Stations	2	2	4	8
Number of New Station Bays <sup>64</sup>	14	20	82	116
New Circuit <sup>65</sup> (km)	231	15	66	312
Number of New Reactive Devices	0	2	0	2
Total New Reactive Power (Mvar)	0	100	0	100
Planned New Assets	400/220 kV	400/110 kV	220/110 kV	Total
Number of New Transformers	4	2	6	12
Total New Transformer Capacity (MVA)	2,000	500	1,500	4,000


Table 6-13a Summary of Planned New Assets by Voltage and Equipment for the South-East, Mid-East and Dublin Planning Area

<sup>64</sup> The numbers for new station bays are the sum of new bays in both new stations and existing stations.

<sup>65</sup> It is not possible at this early stage to split estimated new build line lengths between overhead line and underground cable

Planned Uprates/Refurbishments/Upgrades	400 kV	220 kV	110 kV	Total
Circuit to be Uprated (km)	0	207	250	457
Circuit to be Refurbished (km)	0	18	70	88
Number of Busbars to be Uprated	0	0	8	8
Number of Stations to be Refurbished/Replaced/Redeveloped	0	2	3	5
Number of Protection Systems to be Upgraded	0	0	2	2

*Table 6-13b Summary of Planned Uprates/Refurbishments/Upgrades of Assets by Voltage and Equipment for the South-East, Mid-East and Dublin Planning Area*

The 45 projects in the South-East, Mid-East and Dublin planning area are discussed in more detail below in the context of the need they serve and the local area or county they are located in. The status of each New Build project that involves the construction of new transmission stations or circuits is noted below; the status of the remaining projects is noted in Appendix C. Projects of European Significance in, or partly in, Ireland are identified in the ENTSO-E's TYNDP 2012. These projects are identified in this Plan using the following label: “ TYNDP/TYNDP\_Project\_No” and are listed in Appendix D.

### **Reinforcement of the Transmission Network to Facilitate Interconnection between Ireland and Great Britain**

**Projects:** East – West Interconnector – Shallow Connection (CP0652)<sup>66 & 67</sup>

East – West Interconnector – HVDC Link ( TYNDP/80)<sup>68 & 69</sup>

Woodland 400/220 kV Station - New 2nd 400/220 kV 500 MVA Transformer (CP0682)

Dunstown 400/220 kV Station - New 2nd 400/220 kV 500 MVA Transformer (CP0683)

**Description:** The drivers for these projects are market integration, security of supply and RES integration. This need for interconnection is best described by the benefits that will be derived from the interconnector and associated reinforcements:

- Improve competition and economic operation by providing access to much larger sources of generation

<sup>66</sup> The East West Interconnector HVDC link itself is not part of this capital project.

<sup>67</sup> Post data freeze date update: the project was completed in July 2012.

<sup>68</sup> <http://www.eirgridprojects.com/projects/east-westinterconnector/overview/>

<sup>69</sup> Post data freeze date update: the project is complete and under test.

- Improve security of supply by allowing sharing of generation between Ireland and Great Britain
- Provide required flexibility for renewable generation

### **Reinforcement of the Transmission Network in the Carlow, Kilkenny and Laois Area**

**Project:** Laois/Kilkenny 400/110 kV Reinforcement (CP0585) - 110 kV Circuit From a New 400/110 kV Station to Kilkenny via a New 110 kV Station at Ballyragget Using the Existing Ballyragget - Kilkenny 38 kV Line Which is Built to 110 kV Standards<sup>70</sup>

**Description:** The driver for this project is security of supply. The need for reinforcement arises due to local constraints on the transmission network i.e. there is a need to provide additional thermal capacity in the area and to address widespread reactive compensation needs across the planning area. These needs were identified through network studies which indicated potential violations of voltage limits in the area under single contingency conditions and loss of load violations in Kilkenny under maintenance-trip conditions. It should be noted that the recent installation of a capacitor in Kilkenny 110 kV station is a short term measure to maintain supply standards to the area while the Laois - Kilkenny 400/110 kV reinforcement addresses the medium to long term security of supply concerns.

**Status:** In Phase 2 i.e. in the public consultation, outline design and EIA stage

### **Reinforcement of the Transmission Network Between Munster and Leinster**

**Project:** Grid Link 400 kV Project (CP0732) ( TYNDP/83) – 400 kV Circuit from Knockraha Transmission Station near Cork City to Woodland Transmission Station in Co. Kildare via Great Island Transmission Station in Co. Wexford<sup>71</sup>

**Description:** The drivers for this project are security of supply, RES integration and market integration. The need for reinforcement arises due to high inter-regional power flows on the transmission system between Cork, the south east and Dublin and local constraints in the Cahir area, the south midlands and the south east. These needs were identified through network studies which indicated the widespread violation of thermal capacity limits on transmission circuits across the planning area and potential voltage violations and voltage collapse in the area for numerous contingency scenarios.

---

<sup>70</sup> <http://www.eirgridprojects.com/projects/laoiskilkenny/overview/>

<sup>71</sup> <http://www.eirgridprojects.com/projects/gridlink/overview/>

**Status:** In Phase 2 i.e. in the public consultation, outline design and EIA stage

### **Reinforcement of the Transmission & Distribution Networks in the Greater Dublin Area**

**Projects:** Dublin North Fringe 220/110 kV Project (CP0437) – New 220/110 kV Station to the East of Finglas 220/110 kV Station<sup>72</sup>

Inchicore 220/110 kV Station - New 4th 220/110 kV 250 MVA Transformer (CP0523)

Carrickmines 220/110 kV Station - New 4<sup>th</sup> 220/110 kV 250 MVA Transformer & GIS Development (CP0580)

Finglas 110 kV Station Replacement (CP0646)

**Description:** The driver for these projects is security of supply. The need for reinforcement arises due to local constraints on the transmission and distribution networks, i.e. there is a requirement for additional thermal capacity at a number of locations in the Greater Dublin area. This additional thermal capacity is required at 2 existing stations i.e. at Inchicore and Carrickmines 220/110 kV stations and at a new 220/110 kV station in North Dublin to the east of the existing Finglas 220/110 kV. These needs were identified through co-ordinated TSO and DSO network planning studies which indicated the violation of thermal capacity limits on a number of circuits and transformers under single contingency conditions. In addition, and also in conjunction with the DSO, in Carrickmines and Finglas 220/110 kV stations which are major bulk supply points for South and North Dublin respectively projects are progressing to replace Carrickmines 220 kV and Finglas 110 kV substations due to the condition and age of the assets.

**Status:** Dublin North Fringe 220/110 kV Project is in Phase 2 i.e. in the public planning stage

### **Reinforcement of the Transmission Network in the Greater Dublin Area**

**Projects:** Inchicore - Maynooth 1 & 2 220 kV Line Uprate (CP0667)

Corduff - Ryebrook 110 kV Line Uprate & Ryebrook 110 kV Station Busbar Uprate (CP0668)

Maynooth - Ryebrook 110 kV Line Uprate (CP0747)

Installation of 100 MVar Reactive Support in the Dublin Region (CP0760)


**Description:** The driver for these projects is security of supply. The need for reinforcement arises due to local constraints on the transmission network, i.e. there is a requirement for

---

<sup>72</sup> <http://www.eirgridprojects.com/projects/dublinnorthfringe/>



additional thermal capacity and reactive power compensation in Dublin. The thermal capacity needs were identified through network planning studies which indicated the violation of thermal capacity limits on a number of circuits under single and maintenance-trip contingency conditions. The reactive power compensation need was also identified through network planning studies which indicated the violation of upper voltage limits at a number of transmission stations under single and double contingency conditions. In addition, the Inchicore – Maynooth line uprate project also involves refurbishment works due to the condition of the assets; these works will be undertaken at the same time as the uprating works.

**Future Projects:** In addition to the approved projects listed above there is also a future potential project to reinforce the transmission network in the Greater Dublin area ( TYNDP/84). The main driver for this project is security of supply. The existing 400 kV network provides a high capacity link between Moneypoint generation station and Galway on the west coast and Dublin on the east. EirGrid is currently investigating the expansion of the 400 kV network into Greater Dublin. This reinforcement could be by the alteration of existing routes and equipment or with new overhead line or cable routes entirely.

### **Reinforcement of the Transmission Network in the South East**

**Projects:** Great Island 220 kV Station Replacement (CP0623)  
Great Island 110 kV Station Replacement (CP0729)  
Arklow - Crane 110 kV Line Uprate & Arklow & Crane 110 kV Busbar Upgrades (CP0656)

**Description:** The driver for these projects is security of supply. Due to the condition and age of the assets in Great Island 220/110 kV transmission station, which is one of the main bulk supply points in the South-East region, a major redevelopment involving the replacement of the whole station is progressing. In addition the need to uprate the Arklow – Crane 110 kV line and their respective 110 kV busbars arises due to local constraints on the transmission network i.e. the thermal capacity limit of the existing infrastructure is close to being exceeded. This need was identified through network studies which indicated violations of thermal capacity limits (i.e. overloading) of the circuit and busbars under single contingency and maintenance-trip conditions.

### Reinforcement of the Transmission Network in the North East

**Projects:** Gorman - Meath Hill 110 kV New Circuit (CP0292)<sup>73</sup>

Navan 110 kV Station - Busbar Uprate & New Coupler (CP0708)

**Description:** The driver for these projects is security of supply. The need for the new Gorman – Meath Hill 110 kV circuit (CP0292) arises due to a request from the DSO for a 2<sup>nd</sup> connection to the existing Meath Hill 110 kV station. The need for reinforcement in Navan 110 kV station arises due to local constraints in the station i.e. the thermal capacity limit of the existing Navan 110 kV busbar may be exceeded. The recent uprating of 110 kV circuits in the area facilitates higher flows on the 110 kV network. These higher flows may result in higher loading of the Navan 110 kV busbar. The existing rating of the busbar is inadequate for the future needs of the station; therefore, Navan 110 kV busbar needs to be uprated. In addition, to improve security of supply in the area and to increase operational flexibility, especially in the outage season, a new coupler is also being installed in Navan 110 kV station. Finally, the Navan station project also involves refurbishment works due to the condition of some assets in the station; these works will be undertaken at the same time as the busbar uprate and coupler works.

**Status:** Gorman - Meath Hill 110 kV New Circuit is in Phase 3 i.e. in construction

### Reinforcement of the Transmission Network in the South-East, Mid-East and Dublin Planning Area for New Demand Connections

**Projects:** Cloghran 110 kV New Station – New Demand Connection (CP0733)

Banoge 110 kV New Station & Loop in – New DSO Connection (CP0173)<sup>74</sup>

Arklow 220/110 kV Station – New 110 kV Bay for DSO Transformer (CP0507)

Great Island 220/110 kV Station – New 110 kV Bay for DSO Connection to Knockmullen 110 kV New Station (CP0490)

Wexford 110 kV Station – New 110 kV Bay for DSO Transformer & New Coupler (CP0486)

Baroda 110 kV Station – 2 New 110 kV Bays for DSO Transformers (CP0693)

Waterford 110 kV Station – Uprate 110 kV Bay for DSO Transformer (CP0631)

---

<sup>73</sup> <http://www.eirgridprojects.com/projects/gorman-meathhillcomeath/>

<sup>74</sup> Post data freeze date update: completed in April 2012.

**Description:** The driver for these projects is security of supply. The need for reinforcement arises due to the requirement for new demand connections. These are the shallow connections for a demand customer connecting directly to the transmission system and a number of DSO connections.

### **Reinforcement of the Transmission Network in the South-East, Mid-East and Dublin Planning Area for New Generation Connections**

**Projects:** Kill Hill 110 kV New Station – New Wind Farm Connection (CP0728)

Great Island 220/110 kV Station – New Thermal Plant Connection (CP0715)

**Description:** The driver for these projects is RES integration and thermal generation connection. The need for reinforcement arises due to the requirement for new generation connections. These are the shallow connections for a wind farm and a thermal plant.

### **Reinforcement of the Transmission Network Between Limerick and the South Midlands/Tipperary South**

**Projects:** Cauteen – Killonan 110 kV Line Uprate (CP0755)

Cauteen - Tipperary 110 kV Line Uprate (CP0756)

Cahir - Tipperary 110 kV Line Uprate & Tipperary 110 kV Station Busbar Uprate (CP0744)

**Description:** The driver for these projects is RES integration. The need for these reinforcements arises due to local constraints on the transmission system i.e. the thermal capacity limit of the existing infrastructure is close to being exceeded primarily as a result of the connection of new wind farms. These needs were identified through network planning studies which indicated the violation of thermal capacity limits on a number of circuits and busbars under single contingency conditions.

### **Reinforcement of the Transmission Network Between the South Midlands/Tipperary South and the South East and Cork and the South East**

**Projects:** Cullenagh - Great Island 220 kV Line Uprate (CP0265)

Cullenagh – Knockraha 220 kV Line Uprate (CP0664)

Cahir - Doon 110 kV Line Uprate & Cahir & Doon 110 kV Busbar Uprates (CP0551)

Ballydine - Doon 110 kV Line Uprate & Ballydine Busbar Uprate (CP0371)

Ballydine – Cullenagh 110 kV Line Uprate (CP0558)

Butlerstown – Killoteran 110 kV Line Uprate & Butlerstown 110 kV Station Busbar Uprate (CP0559)

Cullenagh - Waterford 110 kV Line Uprate (CP0560)

Cullenagh - Dungarvan 110 kV Line Uprate (CP0701)

Butlerstown - Cullenagh 110 kV Line Uprate (CP0702)




**Description:** The driver for these projects is security of supply. The need for these reinforcements arises due to local constraints on the transmission system (i.e. the thermal capacity limit of the existing infrastructure is close to being exceeded) together with the poor condition of assets that may accelerate the timing of the uprate. The need for additional thermal capacity was identified through network planning studies which indicated the violation of thermal capacity limits on the circuits and busbars under contingency conditions. The need for refurbishment was established by condition assessments undertaken by ESB. The initial short term need for 5 (CP0265, CP0664, CP0371, CP0558 and CP0559) of the above projects is for refurbishment with uprating required further in the future. For the above 5 projects it was assessed to be economically prudent to uprate and address the refurbishment aspects now rather than refurbish first and delay the uprating. In addition, project CP0551 also involves refurbishment works due to the condition of the assets; these works will be undertaken at the same time as the line uprate works.

In addition to the projects described above there are also other capitally approved projects in the South-East, Mid-East and Dublin planning area, these are:

- Dunstown - Kellis 220 kV Line Refurbishment (CP0769)
- Dunstown – Maynooth 220 kV Part Line Refurbishment (CP0665)
- Kellis - Kilkenny 110 kV Line Refurbishment (CP0768)
- Cahir – Thurles 110 kV Line Resagging (CP0720)
- Cahir 110 kV Station Refurbishment – Part 2 (CP0203)
- Shelton Abbey 110 kV Station- Protection Upgrade (CP0508)

#### *Future Potential Projects*

In addition to the approved projects listed above the DSO is considering, in conjunction with EirGrid, a new 110 kV station in the vicinity of Trim (Fosterstown), Co. Meath. EirGrid and the DSO are evaluating a requirement to revert the existing 220 kV circuit between Carrickmines and Arklow that currently operates at 110 kV to 220 kV operation and the resultant impact of providing an alternative 110 kV connection to Ballybeg 110 kV station. In addition a DSO led feasibility study is on-going at present to determine if sectionalising circuit breakers can be installed at a number of 110 kV stations

so as to comply with DSO security standards, namely in Ballybeg, Baltrasna, Banoge and Macetown 110 kV stations, EirGrid is also currently working with RTE and National Grid, the French and British TSOs respectively, on joint projects investigating the business cases for interconnectors between Ireland and France (  TYNDP/107) and Ireland and Great Britain (  TYNDP/106). The potential connection points would be in the south and east of the country including this planning area. The main drivers of these future potential projects are market integration and RES integration. EirGrid is also currently planning connections for offshore wind farms off the east coast (  TYNDP/109).

#### *Outstanding Needs in the Planning Area For the Period of the Plan*

EirGrid is continuously performing technical studies to monitor the future behaviour of the transmission system to ensure that network development needs and solutions to those needs are identified in a timely manner. Currently there are a number of ongoing studies in the South-East, Mid-East and Dublin planning area that may result in some new projects achieving capital approval while for other projects the decision may be made not to proceed. New projects which get capital approval will be included in next and future years' Transmission Development Plans. Taking the approved projects that are progressing at the moment and the future potential projects into account there are no outstanding needs in the South-East, Mid-East and Dublin planning area for the period of this plan.

## **7 SUMMARY OF ENVIRONMENTAL APPRAISAL REPORT**

An Environmental Appraisal Report, an accompanying document to this TDP, has been prepared to assess whether EirGrid's TDP 2012-2022 is in accordance with the provisions of the Grid25 Implementation Programme (IP) and its Strategic Environmental Assessment (SEA). The IP is a practical overview of how the early stages of Grid25 are to be implemented and identifies those parts of the transmission system that are envisaged as likely to be developed over the period 2011-2016. The IP was based on information contained in the TDP 2010-2015.

An outcome of the SEA of the Grid25 IP was to conduct an environmental appraisal of each subsequent TDP, to identify any updates to these documents since the publication of the Grid25 IP and to assess ongoing mitigation measures and targets as set out in the SEA.

The TDP 2012-2022 includes 147 reinforcement projects that have been approved internally by EirGrid; of these, 136 are in progress, 2 are deferred, 1 is cancelled and there are 8 projects whose expected energisation dates have yet to be confirmed by the customer. Of the active 136 projects, 69 were presented in the TDP 2010, while the other 67 projects are new to the TDP 2012-2022.

These 67 projects consist of new builds, refurbishment/replacement projects and uprates/modification projects. These three categories of projects have been assessed against the Strategic Environmental Objectives from the SEA and it has been determined that following the implementation of mitigation measures the SEOs will generally be achieved.

Therefore, the TDP 2012-2022 is considered to be in accordance with the provisions of the Grid25 IP and its SEA.

## APPENDIX A: PROJECT TERMS

Appendices B and C include information on specific projects. This appendix describes terms that are used to describe projects in the following appendices:

- *Capital Project Number (CP No.)* - each project is referenced with a Capital Project number for coordination between EirGrid and TAO;
- *Estimated Completion Date (ECD)* - the estimates provided are subject to the planning process where applicable, the construction progress, availability of transmission outages and commissioning and may be liable to change; and
- *Phase* – the stage the project has progressed to at the data freeze date i.e. the 31<sup>st</sup> of March 2012:
  - Phase 3: Developments in the Detailed Design and Construction Phase - projects that have received public planning permission, where appropriate, or are:
    - At the post-project agreement stage;
    - At the initial stage of procurement and engineering design;
    - Presently under construction.
  - Phase 2: Developments in the Public Planning Process - projects or developments that have been approved at the appropriate level internally in EirGrid and have entered the public planning process; and Developments in the Outline Design and EIA Phase - projects or developments that have been approved at the appropriate level internally in EirGrid and are at the Outline Design or Environmental Impact Assessment (EIA) stage.

All new network infrastructure project proposals are subject to an ongoing process of environmental impact assessment at all stages including consideration of alternatives, detailed design and public planning.

Because of the uncertainties inherent in the public planning process, the dates and the scope of projects not yet in the Construction Phase are subject to change.

## APPENDIX B: CHANGES SINCE TDP 2010

This appendix details the projects that have been completed, those that are cancelled/deferred and those for which expected energisation dates have yet to be confirmed by the customer.

### Projects Completed since TDP 2010 (32 Projects)

Thirty two projects have been completed from the 31<sup>st</sup> December 2010, the TDP 2010 data freeze date, to the 31<sup>st</sup> of March 2012, the TDP 2012 data freeze date. These projects are listed in Table B.1 below.

CP No.	Project Title	Date Completed
CP0467	Louth 220/110 kV Station - New Capacitor	Oct-10
CP0575	Corraclassy - Gortawee 110 kV Line Uprate	Mar-11
CP0618	Lisdrum 110 kV Station - New Capacitors	Apr-11
CP0157	Bellacorick 110 kV Station Refurbishment	Apr-11
CP0192	Kilbarry 110 kV Station Refurbishment (Part 3)	Apr-11
CP0591	Woodland 400/220 kV Station - Protection Upgrade to 400 kV Transformers	May-11
CP0175	Charleville - Killonan 110 kV Line Uprate	Jun-11
CP0406	Cashla - Cloon 110 kV Line Uprate	Jun-11
CP0586	Knockraha 220/110 kV Station - New 220/110 kV 250 MVA Transformer	Jun-11
CP0201	Athy 110 kV New Station & Loop into Carlow - Portlaoise 110 kV Line	Jun-11
CP0700	Cauteen 110 kV New Station & Loop into Killonan - Tipperary 110 kV Line	Jun-11
CP0620	Arva - Gortawee 110 kV Line Uprate	Jul-11
CP0659	Arva - Navan 110 kV Line Uprate	Jul-11
CP0660	Cashla - Ennis 110 kV Line Uprate	Jul-11
CP0690	Knockraha 220/110 kV Station – 220 kV Busbar Replacement	Jul-11
CP0588	Mallow 110 kV Station – Busbar Uprate	Jul-11
CP0518	Coolroe - Inniscarra 110 kV Line Uprate & Inniscarra 110 kV Busbar Uprate	Aug-11
CP0537	Limerick - Moneteen 110 kV Line Uprate	Aug-11
CP0552	Athlone - Shannonbridge 110 kV Line Uprate	Sep-11

*Table B-1 Projects Completed since TDP 2010 (32 Projects)*



Cont./... *Table B-1 Projects Completed since TDP 2010 (32 Projects)*

<b>CP No.</b>	<b>Project Title</b>	<b>Date Completed</b>
CP0593	Aghada 220 kV AIS Station	Sep-11
CP0694	Athlone 110kV Station - Busbar Uprate & New Coupler	Oct-11
CP0615	Glenree 110 kV New Station	Oct-11
CP0587	Glanagow - Raffeen 220 kV New Circuit	Oct-11
CP0595	Glanagow 220 kV New Station	Oct-11
CP0687	Dunmanway - Macroom 110 kV Line Uprate	Oct-11
CP0691	Louth - Woodland 220 kV Line Refurbishment	Oct-11
CP0630	Carlow 110 kV Station - Uprate 2 110 kV Bays	Oct-11
CP0246	Tarbert - Tralee No. 2 110 kV New Line	Nov-11
CP0514	Ardnacrusa 110 kV Station - New Capacitor	Nov-11
CP0513	Carrickmines 220/110 kV Station - New 220/110 kV 250 MVA Transformer	Nov-11
CP0218	Gorman - Navan No. 3 110 kV New Line	Jan-12
CP0544	Lodgewood 220/110 kV Station – New 110kV Transformer Bay	Jan-12

*Table B-1 Projects Completed since TDP 2010 (32 Projects)*

### Projects Cancelled or Deferred (3 Projects)

Three projects that were included in TDP 2010 are either cancelled or deferred as at the 31<sup>st</sup> of March 2012; they are listed in Table B.2 below.

CP No.	Project Title	Originator	Status
CP0075	Ballycummin 110 kV New Station	DSO	Cancelled
CP0506	Finnstown 220/110 kV Project	DSO	Deferred
CP0619	Shankill 110 kV Station - New Capacitors	TSO	Deferred

*Table B-2 TDP 2010 Projects Cancelled/Deferred (3 Projects)*

### Projects Whose Expected Energisation Dates Have Yet to be Confirmed (8 Projects)

There are eight projects, listed in Table B-3 below, whose expected energisation dates have yet to be confirmed by the customer and which will be managed by EirGrid in accordance with their long-stop dates as per their connection agreements. All of these projects were included in TDP 2010.

CP No.	Project Title
CP0641	Nore Power 110 kV Connection
CP0669	Cuilleen Power 110 kV Connection
CP0670	Suir Power 110 kV Connection
CP0602	Keelderry Windfarm 110 kV Connection
CP0676	Ballakelly 220 kV Connection
CP0677	Caulstown 110 kV Connection
CP0673	Knocknagreenan 110 kV Connection
CP0609	Glanlee Wind Farm Phase 2


*Table B-3 Projects Whose Expected Energisation Dates Have Yet to be Confirmed by the Customer (8 Projects)*

## APPENDIX C: PLANNED NETWORK DEVELOPMENTS

This appendix details live TDP 2010 projects and additional new projects that have been approved since TDP 2010. The driver/s, need/s, location, phase<sup>75</sup> and Estimated Completion Date<sup>76</sup> for individual projects are included in the tables in this appendix. Tables of projects are categorised by planning area, it should be noted that some projects are in multiple planning areas

When reviewing the data in this appendix it is important to note the logic applied to describing the location of projects. If the project involves a circuit then both the “from” and “to” stations are noted; thus, all circuits will have 2 counties listed. If the counties are in the same Planning Area then the Planning Area is listed only once. If the project crosses Planning Areas then the multiple Planning Areas are included. If the project refers to a station then only one county and one Planning Area is listed for that project.

Also please note the following labels

- “(NEW)” included with a project’s CP No. signifies that it is an additional new project that has been approved since TDP 2010
- “ TYNDP/TYNDP\_Project\_No” included with a project’s title signifies that it is in ENTSO-E’s Ten Year Network Development Plan (TYNDP) 2012 and is a Project of European Significance (PES)
- “\*\*” included with a project’s length signifies that the line length is an estimate at this time as there is no planning permission in place

---

<sup>75</sup> As at the data freeze date of the 31<sup>st</sup> of March 2012

<sup>76</sup> As at the data freeze date of the 31<sup>st</sup> of March 2012

### *Data Management*

Due to the nature of transmission projects, projects' ECDs can change. It is important to note that the ECDs in TDP 2012 are correct as at the data freeze date of the 31<sup>st</sup> of March 2012. Since the data freeze, a number of changes in projections have emerged. The Estimated Completion Dates for a number of transmission system developments have changed. These changes are noted in the project tables in this Appendix. These changes are noted for information purposes only; the data freeze date for TDP 2012 remains the 31<sup>st</sup> of March 2012.

It should be noted that the ECDs for some transmission projects are available and updated on an on-going basis at the following 2 websites:

- On the EirGrid website, Associated Transmission Reinforcements:


<http://www.eirgrid.com/customers/gridconnections/generatorconnections/associatedtransmissionreinforcements/>

- On the CER website, PR3 Transmission Capital Expenditure Monitoring:

<http://www.cer.ie/en/electricity-transmission-network-reports-and-publications.aspx?article=7e5e12b2-8502-4735-80b0-ba1ec3d973eb>

## Projects in Multiple Planning Areas

There are 9 projects that are in multiple Planning Areas; these projects are listed in Table C-1 below.

CP No.	Project Title	Type	km	DRIVERS			NEEDS					Location		Phase	ECD
				Security of Supply	RES Integration	Market Integration	Inter-Regional Power Flow	Local Constraints	Connection	Inter-connection	Asset Condition	County/Counties	Planning Area/s		
CP0720 (NEW)	Cahir - Thurles 110 kV Line Resagging	Refurbish / Replace	36	✓							✓	Tipperary South, Tipperary North	SE-ME-D, SW-MW	3	2012
CP0197	Cushaling - Thornsberry 110 kV New Line	New Build	30	✓				✓				Kildare, Offaly	B-M-W, SE-ME-D	3	2013
CP0664	Cullenagh - Knockraha 220 kV Line Uprate	Uprate / Modify	86	✓	✓			✓			✓	Waterford, Cork	SE-ME-D, SW-MW	3	2013
CP0748 (NEW)	Cashla - Prospect 220 kV Line Resagging	Refurbish / Replace	88.6	✓							✓	Galway, Clare	SW-MW, B-M-W	2	2013
CP0755 (NEW)	Cauteen - Killonan 110 kV Line Uprate	Uprate / Modify	27.9		✓			✓				Tipperary South, Limerick	SE-ME-D, SW-MW	2	2014
CP0596	Mullingar - Kinnegad 110 kV New Circuit	New Build	30*	✓				✓				Westmeath, Meath	B-M-W, SE-ME-D	2	2015
CP0466	North South 400 kV Interconnection Development  - TYNDP/81	New Build	140*	✓	✓	✓	✓	✓			✓	Monaghan, Cavan, Meath	B-M-W, SE-ME-D	2	2016 <sup>77</sup>

<sup>77</sup> Post data freeze date update: the Estimated Completion Date for this project is now 2017


CP0585	Laois/Kilkenny 400/110 kV Reinforcement	New Build	30* + 22 <sup>78</sup>	✓				✓			Laois, Kilkenny	SE-ME-D, B-M-W	2	2016 <sup>79</sup>
CP0732 (NEW)	Grid Link 400 kV Project  - TYNDP/83	New Build	230*	✓	✓	✓	✓	✓		✓	Cork, Tipperary, Waterford, Kilkenny, Wexford, Laois, Carlow, Wicklow, Kildare	SE-ME-D, B-M-W, SW-MW	2	2020

Table C-1 Planned Projects that are in Multiple Planning Areas (9 Projects)

<sup>78</sup> 30 km accounts for the proposed new circuit between the proposed new Laois station and Ballyragget while 22 km accounts for the existing 38 kV circuit between Ballyragget and Kilkenny. This circuit is built to 110 kV standard. It is planned to upgrade the circuit to 110 kV operation.

<sup>79</sup> Post data freeze date update: the Estimated Completion Date for this project is now 2017

### Projects in the Border, Midlands and West Planning Area

34 projects are summarised and described in the Border, Midlands and West Planning Area; these projects are listed in Table C-2 below.

CP No.	Project Title	Type	km	DRIVERS			NEEDS					Location		Phase	ECD
				Security of Supply	RES Integration	Market Integration	Inter-Regional Power Flow	Local Constraints	Connection	Inter-connection	Asset Condition	County/Countries			
CP0211	Srananagh 220 kV Station & Flagford - Srananagh 220 kV New Circuit	New Build	56	✓	✓			✓					Sligo, Roscommon	3	2012
CP0254	Cashla loop-in of the Dalton - Galway 110 kV Line	New Build	22	✓				✓					Galway, Galway	3	2012
CP0543	Salthill 110 kV New Station & Loop in	New Build	12	✓					✓				Galway	3	2012
CP0383	Lisdrum - Shankill 110 kV Line Refurbishment	Refurbish / Replace	39.3	✓							✓		Monaghan, Cavan	3	2012
CP0723 (NEW)	Cushaling 110 kV Station - Busbar Uprate	Uprate / Modify	0	✓				✓					Kildare	2	2013
CP0724 (NEW)	Thornsberry 110 kV Station - Busbar Uprate	Uprate / Modify	0	✓				✓					Offaly	2	2013
CP0739 (NEW)	Mount Lucas 110 kV New Station	New Build	1.2*		✓				✓				Offaly	2	2013 <sup>80</sup>
CP0637	Portlaoise 110 kV Station - Busbar Uprate	Uprate / Modify	0	✓				✓					Laois	3	2012
CP0197	Cushaling - Thornsberry 110 kV New Line	New Build	30	✓				✓					Kildare, Offaly	3	2013

Table C-2 Planned Projects in the Border, Midlands and West Planning Area (34 Projects)

<sup>80</sup> Post data freeze date update: the Estimated Completion Date for this project is now 2014

Cont./... Table C-2 Planned Projects in the Border, Midlands and West Planning Area (34 Projects)

CP No.	Project Title	Type	km	DRIVERS			NEEDS					Location		
				Security of Supply	RES Integration	Market Integration	Inter-Regional Power Flow	Local Constraints	Connection	Inter-connection	Asset Condition	County/Counties	Phase	ECD
CP0374	Arva - Shankill No. 2 110 kV New Line	New Build	20	✓				✓				Cavan, Cavan	3	2012
CP0421	Binbane - Letterkenny 110 kV New Line	New Build	65	✓	✓			✓				Donegal, Donegal	3	2013
CP0594	Mullingar 110 kV Station - New Capacitors	New Build	0	✓				✓				Westmeath	3	2013
CP0635 (NEW)	Corderry 110 kV Station - Busbar Uprate	Uprate / Modify	0		✓			✓				Leitrim	3	2012
CP0661 (NEW)	Cashla - Tynagh 220 kV Line Uprate	Uprate / Modify	39.7	✓				✓				Galway, Galway	3	2012
CP0699	Cathaleen's Fall - Srananagh No. 1 110 kV Line Uprate	Uprate / Modify	52.7	✓	✓			✓			✓	Donegal, Sligo	3	2012
CP0704 (NEW)	Cathaleen's Fall - Golagh Tee 110 kV Line Uprate & Golagh Tee - Golagh 110 kV Line Refurbishment	Uprate / Modify	25.9 + 3.9 <sup>81</sup>	✓	✓			✓			✓	Donegal, Donegal	3	2012
CP0745 (NEW)	Cathaleen's Fall - Srananagh No. 2 110 kV Line Uprate	Uprate / Modify	49.7	✓	✓			✓			✓	Donegal, Sligo	2	2013 <sup>82</sup>
CP0773 (NEW)	Bellacorick 110 kV Station - Busbar Uprate	Uprate / Modify	0		✓			✓				Mayo	2	2013

<sup>81</sup> 25.9 km accounts for the line uprate while 3.9 km accounts for the line refurbishment

<sup>82</sup> Post data freeze date update: the Estimated Completion Date for this project is now 2014



Cont./... Table C-2 Planned Projects in the Border, Midlands and West Planning Area (34 Projects)

CP No.	Project Title	Type	km	DRIVERS			NEEDS					Location		Phase	ECD
				Security of Supply	RES Integration	Market Integration	Inter-Regional Power Flow	Local Constraints	Connection	Inter-connection	Asset Condition	County/Countries			
CP0731 (NEW)	Bellacorick - Castlebar 110 kV Line Uprate	Uprate / Modify	38	✓	✓			✓				✓	Mayo, Mayo	2	2013
CP0384 (NEW)	Lisdrum - Louth 110 kV Line Refurbishment	Refurbish / Replace	40.9	✓								✓	Monaghan, Louth	2	2013
CP0603	Mulreevy 110 kV New Station	New Build	7.7		✓				✓				Donegal	3	2014
CP0734 (NEW)	Cathaleen's Fall 110 kV Station - Busbar Uprate	Uprate / Modify	0		✓			✓					Donegal	2	2014
CP0764 (NEW)	Cathaleen's Fall - Drumkeen 110 kV Line Uprate	Uprate / Modify	30	✓	✓			✓				✓	Donegal, Donegal	2	2014 <sup>83</sup>
CP0736 (NEW)	Cunghill - Sligo 110 kV Line Uprate	Uprate / Modify	24	✓	✓			✓				✓	Sligo, Sligo	2	2014
CP0737 (NEW)	West Galway, Uggool/Seacon New 110 kV Stations	New Build	7*		✓				✓				Galway	2	2015
CP0596	Mullingar - Kinnegad 110 kV New Circuit	New Build	30*	✓				✓					Westmeath, Meath	2	2015
CP0644	Bracklone 110 kV New Station & Loop in	New Build	0	✓					✓				Laois	2	2015

<sup>83</sup> Post data freeze date update: the Estimated Completion Date for this project is now 2015



CP0404 (NEW)	Mullagharlin 110 kV Station – New 110 kV Bay	Uprate / Modify	0	✓					✓			Louth	2	2015
CP0645 (NEW)	Portlaoise 110 kV Station – 2 New 110 kV Bays	Uprate / Modify	0	✓					✓			Laois	2	2015
CP0680 (NEW)	Castlebar 110 kV Station – Uprate 110 kV Bay	Uprate / Modify	0	✓					✓			Mayo	2	2015
CP0706 (NEW)	Cloon 110 kV Station – New 110 kV Bay	Uprate / Modify	0	✓					✓			Galway	2	2015
CP0740 (NEW)	Letterkenny 110 kV Station – Relocation of 110 kV Bay & 2 New Couplers	Uprate / Modify	0	✓				✓				Donegal	2	2015
CP0466	North South 400 kV Interconnection Development  - TYNDP/81	New Build	140*	✓	✓	✓	✓	✓		✓		Monaghan, Cavan, Meath	2	2016 <sup>84</sup>
CP0721 (NEW)	Grid West Electricity Scheme  - TYNDP/82	New Build	130*		✓				✓			Mayo, Sligo, Galway, Roscommon	2	2019

Table C-2 Planned Projects in the Border, Midlands and West Planning Area (34 Projects)

<sup>84</sup> Post data freeze date update: the Estimated Completion Date for this project is now 2017

### Projects in the South-West and Mid-West Planning Area

52 projects are summarised and described in the South-West and Mid-West Planning Area; these projects are listed in Table C-3 below.

CP No.	Project Title	Type	km	DRIVERS			NEEDS					Location		Phase	ECD
				Security of Supply	RES Integration	Market Integration	Inter-Regional Power Flow	Local Constraints	Connection	Inter-connection	Asset Condition	County/Countries			
CP0138	Killonan 220/110 kV Station – New 110 kV Bay for Nenagh 110 kV New Station	Uprate / Modify	0	✓					✓			Limerick	3	2012	
CP0674	Tralee 110 kV Station - New Coupler	Uprate / Modify	0	✓				✓				Kerry	3	2012	
CP0511	Killonan 220/110 kV Station - New 4th 220/110 kV 250 MVA Transformer (only BZP outstanding)	New Build	0	✓				✓				Limerick	3	2012	
CP0605 (NEW)	Booltiagh 110 kV Station Modification	Uprate / Modify	0		✓				✓			Clare	3	2012	
CP0122	Moneteen 110 kV & Tarbert 220/110 kV Stations – Busbar Protection	Refurbish / Replace	0	✓							✓	Limerick	3	2012	
CP0675 (NEW)	Clashavoon 220/110 kV Station - New 220/110 kV 250 MVA Transformer	New Build	0		✓			✓				Cork	3	2012	

Table C-3 Planned Projects in the South-West and Mid-West Planning Area (52 Projects)

Cont./... Table C-3 Planned Projects in the South-West and Mid-West Planning Area (52 Projects)

CP No.	Project Title	Type	km	DRIVERS			NEEDS					Location		
				Security of Supply	RES Integration	Market Integration	Inter-Regional Power Flow	Local Constraints	Connection	Inter-connection	Asset Condition	County/Counties	Phase	ECD
CP0213	Knockraha 220 kV Station Refurbishment – Part 2	Refurbish / Replace	0	✓							✓	Cork	3	2012
CP0571	Limerick - Rathkeale 110 kV Line Refurbishment	Refurbish / Replace	29.1	✓							✓	Limerick, Limerick	3	2012
CP0695 (NEW)	Killonan - Tarbert 220 kV Line Refurbishment	Refurbish / Replace	70.6	✓							✓	Limerick, Kerry	3	2012
CP0765 (NEW)	Aughinish - Moneteen 110 kV Line Resagging	Refurbish / Replace	28.7	✓							✓	Limerick, Limerick	2	2012
CP0751 (NEW)	Aughinish - Tarbert 110 kV Line Resagging	Refurbish / Replace	33.9	✓							✓	Limerick, Kerry	3	2012
CP0648	Garrow 110 kV Station Extension	Uprate / Modify	0		✓				✓			Cork	3	2012
CP0479	Athea 110 kV New Station	New Build	0		✓				✓			Limerick	3	2013
CP0710 (NEW)	Reamore 110 kV New Station	New Build	14 <sup>85</sup>		✓				✓			Kerry	2	2013
CP0714 (NEW)	Clonkeen 110 kV Station Reconfiguration	Uprate / Modify	0		✓			✓				Kerry	2	2013

<sup>85</sup> There is an existing 38 kV circuit between the location of the proposed Reamore 110 kV station and the existing Tralee 110 kV station. It is built to 110 kV standard. It will be upgraded to 110 kV operation.


Cont./... Table C-3 Planned Projects in the South-West and Mid-West Planning Area (52 Projects)

CP No.	Project Title	Type	km	DRIVERS			NEEDS					Location		Phase	ECD
				Security of Supply	RES Integration	Market Integration	Inter-Regional Power Flow	Local Constraints	Connection	Inter-connection	Asset Condition	County/Counties			
CP0517	Coolroe - Kilbarry 110 kV Line Uprate	Uprate / Modify	14.5	✓	✓			✓				✓	Cork, Cork	3	2012
CP0529	Thurles 110 kV Station - New Capacitor	New Build	0	✓				✓					Tipperary North	3	2013
CP0657 (NEW)	Ikerrin T - Thurles 110 kV Line Uprate & Thurles 110 kV Station - Busbar Uprate & New Coupler	Uprate / Modify	25.9		✓			✓					Tipperary North, Tipperary North	2	2013
CP0689	Ennis 110 kV Station - Busbar Uprate & New Coupler	Uprate / Modify	0	✓	✓			✓					Clare	3	2013
CP0696	Marina - Trabeg No. 1 & No. 2 110 kV Cable Uprates	Uprate / Modify	6.2	✓				✓					Cork, Cork	3	2013
CP0698	Prospect - Tarbert 220 kV Line Uprate	Uprate / Modify	7.7	✓	✓		✓	✓				✓	Clare, Kerry	3	2013
CP0716 (NEW)	Carrigadrohid - Macroom 110 kV Line Uprate	Uprate / Modify	2.41		✓			✓					Cork, Cork	2	2013
CP0719 (NEW)	Inniscarra - Macroom 110 kV Line Uprate	Uprate / Modify	18.1		✓			✓					Cork, Cork	2	2013

Cont./... Table C-3 Planned Projects in the South-West and Mid-West Planning Area (52 Projects)

CP No.	Project Title	Type	km	DRIVERS			NEEDS					Location		Phase	ECD
				Security of Supply	RES Integration	Market Integration	Inter-Regional Power Flow	Local Constraints	Connection	Inter-connection	Asset Condition	County/Counties			
CP0717 (NEW)	Clashavoon - Knockraha 220 kV Line Uprate	Uprate / Modify	45		✓		✓	✓					Cork, Cork	2	2013
CP0762 (NEW)	Charleville - Mallow 110 kV Line Uprate	Uprate / Modify	22.5	✓				✓					Cork, Cork	2	2013
CP0746 (NEW)	Moneypoint - Prospect 220 kV Line Refurbishment	Refurbish / Replace	13	✓								✓	Clare, Clare	2	2013
CP0748 (NEW)	Cashla - Prospect 220 kV Line Resagging	Refurbish / Replace	88.6	✓								✓	Galway, Clare	2	2013
CP0640 (NEW)	Bandon - Dunmanway 110 kV Line Refurbishment	Refurbish / Replace	26	✓								✓	Cork, Cork	3	2013
CP0608	Cloghboola 110 kV New Station	New Build	13*		✓				✓				Kerry	2	2014
CP0709	Dunmanway 110 kV Station - Busbar Uprate & New Coupler	Uprate / Modify	0	✓	✓			✓				✓	Cork	2	2014
CP0754 (NEW)	Raffeen – Trabeg 110 kV No. 1 Line Uprate	Uprate / Modify	10.4	✓				✓					Cork, Cork	2	2014

Cont./... Table C-3 Planned Projects in the South-West and Mid-West Planning Area (52 Projects)

CP No.	Project Title	Type	km	DRIVERS			NEEDS					Location		Phase	ECD
				Security of Supply	RES Integration	Market Integration	Inter-Regional Power Flow	Local Constraints	Connection	Inter-connection	Asset Condition	County/Countries			
CP0761 (NEW)	Lisheen 110 kV Station – New 110 kV Bay for DSO	Uprate / Modify	0		✓					✓			Tipperary North	2	2014
CP0228	Marina 110 kV Station Replacement	Refurbish / Replace	0	✓								✓	Cork	3	2014
CP0054 (NEW)	Ardnacrusha 110 kV Station Replacement	Refurbish / Replace	0	✓								✓	Clare	2	2015 <sup>86</sup>
CP0650	Millstreet 220/110 kV New Station	New Build	14*		✓					✓			Cork, Kerry	2	2015
CP0651	East Kerry & North West Cork 220/110 kV New Station	New Build	10*		✓					✓			Cork, Kerry	2	2015
CP0597	Ennis - Booltiagh - Tullabrack T - Moneypoint 110 kV Line Uprate	Uprate / Modify	53.1	✓	✓				✓				Clare, Clare	2	2015
CP0399	Moneypoint - Kilpaddoge 220 kV New Cable  - TYNDP/83	New Build	10*	✓	✓		✓	✓					Clare, Kerry	2	2015
CP0501	Clashavoon - Dunmanway 110 kV New Line	New Build	35*	✓	✓				✓				Cork, Cork	2	2015
CP0647	Kilpaddoge 220/110 kV New Station	New Build	0	✓					✓			✓	Kerry	2	2015

<sup>86</sup> Post data freeze date update: the Estimated Completion Date for this project is now 2016

Cont./... Table C-3 Planned Projects in the South-West and Mid-West Planning Area (52 Projects)

CP No.	Project Title	Type	km	DRIVERS			NEEDS					Location		
				Security of Supply	RES Integration	Market Integration	Inter-Regional Power Flow	Local Constraints	Connection	Inter-connection	Asset Condition	County/Counties	Phase	ECD
CP0763 (NEW)	Clashavoon - Tarbert 220 kV Line Uprate	Uprate / Modify	97.3		✓		✓	✓				Cork, Kerry	2	2015
CP0500	North Kerry 220/110 kV New Station	New Build	15.2*		✓				✓			Kerry	2	2015
CP0041	Macroom 110 kV Station – New 110 kV Bay for Hartnett's Cross 110 kV New Station	Uprate / Modify	0	✓					✓			Cork	3	2015
CP0627	Bandon 110 kV Station – New 110 kV Bay	Uprate / Modify	0	✓					✓			Cork	2	2015
CP0649	Drumline 110 kV Station – 2 New 110 kV Bays	Uprate / Modify	0	✓					✓			Clare	2	2015
CP0707	Barrymore 110 kV Station Extension & Loop in	Uprate / Modify	0	✓					✓			Cork	2	2015
CP0713 (NEW)	Kilbarry 110 kV Station – New 110 kV Bay for Blackpool 110 kV New Station	Uprate / Modify	0	✓					✓			Cork	2	2015
CP0741 (NEW)	Trabeg 110 kV Station – Uprate 2 110 kV Bays	Uprate / Modify	0	✓					✓			Cork	2	2015
CP0743 (NEW)	Cow Cross 110 kV Station – New 110 kV Bay	Uprate / Modify	0	✓					✓			Cork	3	2015




CP0688	Moneypoint 400/220/110 kV GIS Development	New Build	0	✓	✓			✓			✓	Clare	2	2016
CP0624 (NEW)	Killonan 220/110 kV Station Refurbishment	Refurbish / Replace	0	✓							✓	Limerick	2	2016 <sup>87</sup>
CP0726 (NEW)	Moneypoint - North Kerry 400 kV Project  - TYNDP/83	New Build	26*		✓		✓	✓				Clare, Kerry	2	2019

Table C-3 Planned Projects in the South-West and Mid-West Planning Area (52 Projects)

---

<sup>87</sup> Post data freeze date update: the Estimated Completion Date for this project is now 2018

### Projects in the South-East, Mid-East and Dublin Planning Area

45 projects are summarised and described in the South-East, Mid-East and Dublin Planning Area; these projects are listed in Table C-4 below.

CP No.	Project Title	Type	km	DRIVERS			NEEDS					Location		
				Security of Supply	RES Integration	Market Integration	Inter-Regional Power Flow	Local Constraints	Connection	Inter-connection	Asset Condition	County/Counties	Phase	ECD
CP0173	Banoge 110kV New Station & Loop in	New Build	6	✓					✓			Wexford	3	2012
CP0292	Gorman - Meath Hill 110 kV New Line	New Build	30	✓				✓				Meath, Meath	3	2012
CP0523	Inchicore 220/110 kV Station - New 4th 220/110 kV 250 MVA Transformer	New Build	0	✓				✓				Dublin	3	2012
CP0551	Cahir - Doon 110 kV Line Uprate	Uprate / Modify	16	✓				✓			✓	Tipperary South, Tipperary South	3	2012
CP0203	Cahir 110 kV Station Refurbishment – Part 2	Refurbish / Replace	0	✓							✓	Tipperary South	3	2012
CP0652	East West Interconnector - Shallow Connection	New Build	0.5			✓			✓	✓		Meath, Dublin	3	2012
CP0508 (NEW)	Shelton Abbey 110 kV Station - Protection Upgrade	Refurbish / Replace	0	✓							✓	Wicklow	3	2012

Table C-4 Planned Projects in the South-East, Mid-East and Dublin Planning Area (45 Projects)

Cont./... Table C-4 Planned Projects in the South-East, Mid-East and Dublin Planning Area (45 Projects)

CP No.	Project Title	Type	km	DRIVERS			NEEDS					Location		Phase	ECD
				Security of Supply	RES Integration	Market Integration	Inter-Regional Power Flow	Local Constraints	Connection	Inter-connection	Asset Condition	County/Counties			
CP0665	Dunstown - Maynooth 220 kV Part Line Refurbishment	Refurbish / Replace	17.6	✓							✓	Kildare, Kildare	3	2012	
CP0720 (NEW)	Cahir - Thurles 110 kV Line Resagging	Refurbish / Replace	36.0	✓							✓	Tipperary South, Tipperary North	3	2012	
CP0728 (NEW)	Kill Hill 110 kV New Station	New Build	0		✓				✓			Tipperary South	2	2013 <sup>88</sup>	
CP0715 (NEW)	Great Island 220 kV Station – New 220 kV Bay	Uprate / Modify	0	✓					✓			Wexford	2	2013	
CP0733 (NEW)	Cloghran 110 kV New Station	New Build	0	✓					✓			Dublin	2	2013	
CP0265	Cullenagh - Great Island 220 kV Line Uprate	Uprate / Modify	23	✓					✓		✓	Waterford, Wexford	3	2013	
CP0371	Ballydine - Doon 110 kV Line Uprate & Ballydine Busbar Uprate	Uprate / Modify	11.4	✓					✓		✓	Tipperary South, Tipperary South	3	2012 <sup>89</sup>	
CP0558 (NEW)	Ballydine - Cullenagh 110 kV Line Uprate	Uprate / Modify	21.8	✓					✓		✓	Tipperary South, Waterford	3	2012	
CP0560	Cullenagh - Waterford 110 kV Line Uprate	Uprate / Modify	12.5	✓					✓			Waterford, Waterford	3	2012	

<sup>88</sup> Post data freeze date update: the Estimated Completion Date for this project is now 2014

<sup>89</sup> Post data freeze date update: the Estimated Completion Date for this project is now 2013

Cont./... Table C-4 Planned Projects in the South-East, Mid-East and Dublin Planning Area (45 Projects)

CP No.	Project Title	Type	km	DRIVERS			NEEDS					Location		Phase	ECD
				Security of Supply	RES Integration	Market Integration	Inter-Regional Power Flow	Local Constraints	Connection	Inter-connection	Asset Condition	County/Counties			
CP0656	Arklow - Crane 110 kV Line Uprate & Arklow & Crane 110 kV Busbar Uprates	Uprate / Modify	41.8	✓				✓				Wicklow, Wexford	3	2012	
CP0664	Cullenagh - Knockraha 220 kV Line Uprate	Uprate / Modify	86.0	✓				✓			✓	Waterford, Cork	3	2012	
CP0667	Inchicore - Maynooth No. 1 & No. 2 220 kV Line Uprate	Uprate / Modify	38	✓				✓			✓	Dublin, Kildare	3	2013	
CP0668 (NEW)	Corduff - Ryebrook 110 kV Line Uprate & Ryebrook 110 kV Station Busbar Uprate	Uprate / Modify	8	✓				✓				Dublin, Kildare	2	2013 <sup>90</sup>	
CP0701	Cullenagh - Dungarvan 110 kV Line Uprate	Uprate / Modify	34.3	✓				✓				Waterford, Waterford	2	2013	
CP0702	Butlerstown - Cullenagh 110 kV Line Uprate	Uprate / Modify	11.6	✓				✓				Waterford, Waterford	2	2013	
CP0708 (NEW)	Navan 110 kV Station - Busbar Uprate & New Coupler	Uprate / Modify	0	✓				✓			✓	Meath	2	2013	
CP0747 (NEW)	Maynooth - Ryebrook 110 kV Line Uprate	Uprate / Modify	9	✓				✓				Kildare, Kildare	2	2013	
CP0682	Woodland 400/220 kV Station - New 2nd 400/220 kV 500 MVA Transformer	New Build	0			✓		✓		✓		Meath	3	2013	

<sup>90</sup> Post data freeze date update: the Estimated Completion Date for this project is now 2014

Cont./... Table C-4 Planned Projects in the South-East, Mid-East and Dublin Planning Area (45 Projects)

CP No.	Project Title	Type	km	DRIVERS			NEEDS					Location		
				Security of Supply	RES Integration	Market Integration	Inter-Regional Power Flow	Local Constraints	Connection	Inter-connection	Asset Condition	County/Counties	Phase	ECD
CP0683	Dunstown 400/220 kV Station - New 2nd 400/220 kV 500 MVA Transformer	New Build	0			✓		✓		✓		Kildare	3	2013
CP0507	Arklow 220/110 kV Station – New 110 kV Bay for DSO	Uprate / Modify	0	✓					✓			Wicklow	3	2013
CP0768 (NEW)	Kellis - Kilkenny 110 kV Line Refurbishment	Refurbish / Replace	34.3	✓							✓	Carlow, Kilkenny	2	2013
CP0769 (NEW)	Dunstown - Kellis 220 kV Line Refurbishment	Refurbish / Replace	60	✓							✓	Kildare, Carlow	2	2013
CP0559	Butlerstown - Killoteran 110 kV Line Uprate & Butlerstown 110 kV Station Busbar Uprate	Uprate / Modify	2.7	✓				✓			✓	Waterford, Waterford	3	2014 <sup>91</sup>
CP0623 (NEW)	Great Island 220 kV Station Replacement	Refurbish / Replace	0	✓							✓	Wexford	3	2014
CP0744 (NEW)	Cahir - Tipperary 110 kV Line Uprate & Tipperary 110 kV Station Busbar Uprate	Uprate / Modify	18.1		✓			✓				Tipperary South, Tipperary South	2	2014
CP0755 (NEW)	Cauteen - Killonan 110 kV Line Uprate	Uprate / Modify	27.9		✓			✓				Tipperary South, Limerick	2	2014
CP0756 (NEW)	Cauteen - Tipperary 110 kV Line Uprate	Uprate / Modify	13		✓			✓				Tipperary South, Tipperary South	2	2014

<sup>91</sup> Post data freeze date update: the Estimated Completion Date for this project is now 2013

Cont./... Table C-4 Planned Projects in the South-East, Mid-East and Dublin Planning Area (45 Projects)

CP No.	Project Title	Type	km	DRIVERS			NEEDS					Location		
				Security of Supply	RES Integration	Market Integration	Inter-Regional Power Flow	Local Constraints	Connection	Inter-connection	Asset Condition	County/Counties	Phase	ECD
CP0646	Finglas 110 kV Station Replacement	Refurbish / Replace	0	✓				✓			✓	Dublin	3	2015
CP0437	Dublin North Fringe 220/110 kV Project	New Build	15*	✓				✓				Dublin	2	2015 <sup>92</sup>
CP0580	Carrickmines 220/110 kV Station - New 4 <sup>th</sup> 220/110 kV 250 MVA Transformer & GIS Development	New Build	0	✓				✓			✓	Dublin	3	2015
CP0729 (NEW)	Great Island 110 kV Station Replacement	Refurbish / Replace	0	✓							✓	Wexford	2	2015
CP0490 (NEW)	Great Island 220/110 kV Station – New 110 kV Bay for Knockmullen 110 kV New Station	Uprate / Modify	0	✓					✓			Wexford	2	2015
CP0486 (NEW)	Wexford 110 kV Station – New 110 kV Bay & New Coupler	Uprate / Modify	0	✓					✓			Wexford	2	2015
CP0693 (NEW)	Baroda 110 kV Station – 2 New 110 kV Bays	Uprate / Modify	0	✓					✓			Kildare	2	2015
CP0631	Waterford 110 kV Station – Uprate 110 kV Bay	Uprate / Modify	0	✓					✓			Waterford	3	2015

<sup>92</sup> Post data freeze date update: the Estimated Completion Date for this project is now 2017


CP0585	Laois/Kilkenny 400/110 kV Reinforcement	New Build	30* + 22 <sup>93</sup>	✓				✓				Laois, Kilkenny	2	2016 <sup>94</sup>
CP0732 (NEW)	Grid Link 400 kV Project  - TYNDP/83	New Build	230*	✓	✓	✓	✓	✓		✓		Cork, Tipperary, Waterford, Kilkenny, Wexford, Laois, Carlow, Wicklow, Kildare	2	2020
CP0760 (NEW)	Installation of 100 MVar Reactive Support in the Dublin Region	New Build	0	✓				✓				Dublin	2	2015

Table C-4 Planned Projects in the South-East, Mid-East and Dublin Planning Area (45 Projects)

<sup>93</sup> 30 km accounts for the proposed new circuit between the proposed new Laois station and Ballyragget while 22 km accounts for the existing 38 kV circuit between Ballyragget and Kilkenny. This circuit is built to 110 kV standard. This circuit will be upgraded to 110 kV operation..

<sup>94</sup> Post data freeze date update: the Estimated Completion Date for this project is now 2017

### Projects in various locations

There are five projects each with elements at various stations around the country; these projects are listed in Table C-5 below.

CP No.	Project Title	Type	km	DRIVERS			NEEDS					Phase	ECD
				Security of Supply	RES Integration	Market Integration	Inter-Regional Power Flow	Local Constraints	Connection	Inter-connection	Asset Condition		
CP0497	Power Line Carrier & Coupling Capacitor Replacement at Various Stations	Refurbish / Replace	0	✓							✓	3	2012
CP0536	Installation of Surge Arrestors at Various Stations	Refurbish / Replace	0	✓							✓	3	2012
CP0322	Protection Upgrades at Various Stations	Refurbish / Replace	0	✓							✓	3	2013
CP0727A (NEW)	Balteau 220 kV CT Replacement at Various Stations	Refurbish / Replace	0	✓							✓	3	2016
CP0727B (NEW)	Balteau 110 kV CT Replacement at Various Stations	Refurbish / Replace	0	✓							✓	3	2016

Table C-5 Planned Projects that are at various locations (5 Projects)



## APPENDIX D: IRISH PROJECTS IN EUROPEAN TYNDP 2012

Table D.1 below lists the 11 Irish projects in the ENTSO-E's TYNDP 2012.

It should be noted that in the ENTSO-E's TYNDP 2012 individual projects can be clustered together to form a larger project where clustering is governed by predetermined criteria.

Projects which have a CP No. in the table below have achieved internal EirGrid capital approval and are also listed in Appendix C above. Projects which are labelled "n/a" are currently conceptual and are under investigation.

TYNDP 2012 No.	CP No.	Project Title
80	_95	East – West Interconnector
81	CP0466	North South 400 kV Interconnection Development
82	CP0721	Grid West Electricity Scheme
	n/a	Renewable Integration Development Project (RIDP)
83	CP0399	Moneypoint - Kilpaddocke 220 kV New Cable
	CP0726	Moneypoint - North Kerry 400 kV Project
	CP0732	Grid Link 400 kV Project
84	n/a	Project to Reinforce the Greater Dublin Area/'Dublin Ring' Project
106	n/a	2 <sup>nd</sup> Ireland – Great Britain Interconnector
107	n/a	Ireland – France Interconnector
109	n/a	Connections for Offshore Wind Farms off the East Coast

*Table D-1 Irish Projects in European TYNDP*

---

<sup>95</sup> East West Interconnector was not subject to a Project Agreement with ESB Networks; thus, it does not have a CP No.

## **APPENDIX E: ABBREVIATIONS & GLOSSARY OF TERMS**

AA	Appropriate Assessment
ABP	An Bord Pleanála
AIS	Air Insulated Switchgear
BZP	Buszone Protection
CER	Commission for Energy Regulation
CCGT	Combined Cycle Gas Turbine
CP No.	Capital Project Identification Number
DSO	Distribution System Operator
EAR	Environmental Appraisal Report
ECD	Estimated Completion Date
EIA	Environmental Impact Assessment
EIS	Environmental Impact Statement
ENTSO-E	European Network of Transmission System Operators for Electricity
ER	Environmental Report
ESB	Electricity Supply Board
EU	European Union
GIS	Gas Insulated Switchgear
GW	Gigawatt
HV	High Voltage
HVDC	High Voltage Direct Current
IP	Implementation Programme
IROPI	Imperative Reasons of Over-riding Public Interest
MEC	Maximum Export Capacity

---

MIC	Maximum Import Capacity
MW	Megawatt
NIE	Northern Ireland Electricity
NIS	Natura Impact Statement
NSS	National Spatial Strategy
NWPS	National Parks and Wildlife Service
RegIP	Regional Investment Plan
RES	Renewable Energy Sources
RGNS	Regional Group North Sea
RIDP	Renewable Integration Development Project
SAC	Special Areas of Conservation
SEA	Strategic Environmental Assessment
SEM	Single Energy Market
SID	Strategic Infrastructure Development
SID	Strategic Infrastructure Division
SI60	Statutory Instrument No. 60 of 2005
SI147	Statutory Instrument No. 147 of 2011
SI445	Statutory Instrument No. 445 of 2000
SONI	System Operator Northern Ireland
SPA	Special Protection Areas
TAO	Transmission Asset Owner
TDP	Transmission Development Plan
TPC	Transmission Planning Criteria
TSO	Transmission System Operator
TYNDP	Ten Year Network Development Plan

---

<b>Bay</b>	A bay is a connection point to a busbar, and comprises switchgear and measurement equipment.
<b>Busbar</b>	An electrical conductor located in a station that makes a common connection between several circuits.
<b>Capacitor</b>	An item of plant normally utilised on the electrical network to supply reactive power to loads (generally locally) and thereby supporting the local area voltage.
<b>Circuit</b>	A line or cable, including associated switchgear, which carries electrical power.
<b>Circuit Breaker</b>	A device used to open a circuit that may be carrying electrical current.
<b>Combined Cycle Gas Turbine (CCGT)</b>	A type of thermal generator that typically uses natural gas as a fuel source. It is a collection of gas turbines and steam units; where waste heat from the gas turbines(s) is passed through a heat recovery boiler to generate steam for the steam turbines.
<b>Contingency</b>	An unexpected failure or outage of a system component, such as a generation unit, transmission line, transformer or other electrical element. A contingency may also include multiple components, which are related by situations leading to simultaneous component outages. The terms “contingency” and “loss” are used interchangeably in this Development Plan.
<b>Deep Reinforcement</b>	Refers to network reinforcement additional to the shallow connection that is required to allow a new generator or demand to operate at maximum export or import capacity respectively.
<b>Demand</b>	The amount of electrical power that is consumed by a customer and

---

	is measured in MegaWatts (MW). In a general sense, the amount of power that must be transported from grid connected generation stations to meet all customers' electricity requirements.
<b>Demand-Side Management</b>	The modification of normal demand patterns usually through the use of financial incentives.
<b>Distribution System Operator</b>	In electrical power business, a distribution system operator is an operator that transmits electrical power from the transmission system and small generation plants connected to the distribution system to the consumer.
<b>EirGrid</b>	The independent statutory electricity Transmission System Operator in Ireland.
<b>Embedded Generation</b>	Refers to generation that is connected to the distribution system or at a customer's site.
<b>Gas Insulated Switchgear (GIS)</b>	A compact form of switchgear where the conductors and circuit breakers are insulated by an inert gas (i.e. SF <sub>6</sub> ).
<b>Gate</b>	An approach to considering applications for connections of new generation. It involves a staggered system that facilitates the group processing approach which allows the TSO and DSO to process a pre-defined number of connection offers concurrently rather than having to treat each application on an individual independent basis.
<b>Generation Dispatch</b>	The configuration of outputs from the connected generation units.
<b>Grid</b>	A meshed network of high voltage lines and cables (400 kV, 275 kV, 220 kV and 110 kV) for the transmission of bulk electricity supplies around Ireland. The grid, electricity transmission network, and transmission system are used interchangeably in this Development Plan.

---

<b>Interconnector</b>	The tie line, facilities and equipment that connect the transmission system of one EU member state to another.
<b>Maximum Export Capacity (MEC)</b>	The maximum export value (MW) provided in accordance with a generator's connection agreement. The MEC is a contract value which the generator chooses to cater for peaking under certain conditions that are not normally achievable or sustainable e.g., a CCGT plant can produce greater output at lower temperatures.
<b>Maximum Import Capacity (MIC)</b>	The maximum import value (MW) provided in accordance with a demand customer's connection agreement. The MIC is a contract value which a demand customer chooses to cater for maximum demand at their site.
<b>Network Development Driver</b>	A factor, based on national and European energy policy objectives, that influences or "drives" the investment in the transmission system.
<b>Network Development Need</b>	A problem on the transmission network which requires a network reinforcement or network project to be installed to solve the need.
<b>Power Flow</b>	The physical flow of electrical power. It is typically measured in megavolt-amperes (MVA) which is the product of both 'active' and 'reactive' electrical power. The flow of 'active' power is measured in megawatts (MW); the flow of 'reactive power', which is measured in megavars (Mvar)
<b>Phase Shifting Transformer (PST)</b>	An item of plant employed on the electrical network to control the flow of active power.

---

<b>Reactive Compensation</b>	The process of supplying reactive power to the network.
<b>Reactive Power</b>	Reactive power is that portion of electricity that establishes and sustains the electric and magnetic fields of alternating current equipment. It is utilised to control voltage on the transmission network
<b>Reactor</b>	An item of plant employed on the electrical network to either limit short circuit levels or prevent voltage rise depending on its installation and configuration.
<b>Shallow Connection</b>	Shallow Connection means the local connection assets required to connect a customer, or customers, to the transmission system and which are typically for the specific benefit of that particular customer or group of customers.
<b>Summer Valley</b>	The annual minimum electrical demand that usually occurs in August. Annual minimum demand is typically 36 % of the winter peak.
<b>Summer Peak</b>	The average week-day peak electrical demand value between March and September, inclusive, which is typically 80 % of the winter peak.
<b>Switchgear</b>	A combination of electrical equipment such as disconnects and/or circuit breakers used to isolate equipment in or near an electrical station.
<b>Transformer</b>	An item of electrical equipment that allows electrical power to flow between typically two different voltage levels in an alternating current (AC) power system..

---

<b>Transmission Losses</b>	A small proportion of energy is lost as heat whilst transporting electricity on the transmission system. These losses are known as transmission losses. As the amount of energy transmitted increases, losses also increase.
<b>Transmission Peak</b>	The peak demand that is transported on the grid. The transmission peak includes an estimate of transmission losses.
<b>Transmission Planning Criteria</b>	The set of standards that the transmission system is designed to meet. The criteria are deterministic as is the norm throughout the world. They set out objective standards which have been found to deliver an acceptable compromise between the cost of development and the transmission service provided.
<b>Transmission System Operator</b>	In the electrical power business, a transmission system operator is the licensed entity that is responsible for transmitting electrical power from generation plants to regional or local electricity distribution operators.
<b>Upgrading</b>	To increase the rating of a circuit or busbar. This is achieved by increasing ground clearances and/or replacing conductor, together with any changes to terminal equipment and support structures.
<b>Winter Peak</b>	This is the maximum annual system demand. It occurs in the period October to February, of the following year, inclusive. Thus, for transmission planning purposes the winter peak in 2012, the first year of this plan, may occur in early 2013. The winter peak figures take account of the impact of projected Demand Side Management initiatives.



## APPENDIX F: REFERENCES

### EirGrid published documents:

- I. Transmission Development Plan 2010, July 2012
- II. Transmission Planning Criteria, October 1998
- III. Grid25 - Grid Development Strategy, October 2008
- IV. All Island Generation Capacity Statement 2012-2021, December 2011
- V. All Island Transmission Forecast Statement 2012-2018, May 2012
- VI. Grid25 Implementation Programme, May 2012
- VII. Strategic Environmental Assessment, May 2012

### European Network of Transmission System Operators for Electricity published documents:

- VIII. Ten Year Network Development Plan 2012, July 2012

### National Legislation:

- IX. Electricity Regulation Act, 1999
- X. Planning and Development Acts, 2000 to 2011
- XI. Strategic Infrastructure Act, 2006
- XII. Statutory Instrument No. 445 of 2000, European Communities (Internal Market in Electricity) Regulations
- XIII. Statutory Instrument No. 60 of 2005, European Communities (Internal Market in Electricity) Regulations
- XIV. Statutory Instrument No. 147 of 2011, European Communities (Renewable Energy) Regulations

### European Legislation:

- XV. Birds and Natural Habitats Regulations, 2011
- XVI. Cross-border Exchanges in Electricity Regulation (EC) No 714/2009
- XVII. Environmental Impact Assessment Directive
- XVIII. Habitats Directive
- XIX. Internal Market in Electricity Directive 2009/72/EC
- XX. Promotion of the Use of Energy from Renewable Resources Directive 2009/28/EC
- XXI. Energy Efficiency Directive 2012/27/EC

### C.E.R. published documents:

- XXII. Transmission System Operator Licence granted to EirGrid, amended March 2009
- XXIII. CER/10/206; Decision on TSO and TAO Transmission Revenue for 2011 to 2015, November 2010

Government published documents:

- XXIV. National Spatial Strategy for Ireland 2002-2020, November 2002
- XXV. Energy White Paper, 2007
- XXVI. Government Policy Statement on the Strategic Importance of Transmission and Other Energy Infrastructure, July 2012